










| Pos | N° | Nom | Sexe | Cat. | Class cat | Club / Team | Temps officiel | Vitesse |
|-----|-----|-----------------------|------|------|-----------|---|----------------|------------|
| 1 | 213 | DUFOURNAUD Vincent | M. | M2 | 1 | | 00:36:05 | 16,63 km/h |
| 2 | 394 | CHIARAMONTE Michael | M. | SE | 1 | | 00:37:08 | 16,16 km/h |
| 3 | 228 | CAPELLI Anthony | M. | M0 | 1 | NIMES RUNNING | 00:38:22 | 15,64 km/h |
| 4 | 117 | DALVERNY Fabien | M. | SE | 2 | OLYMPIQUE CABRIES CALAS | 00:38:30 | 15,58 km/h |
| 5 | 226 | SANTOS David | M. | M0 | 2 | | 00:39:12 | 15,31 km/h |
| 6 | 133 | LAUER Antoine | M. | SE | 3 | | 00:39:16 | 15,28 km/h |
| 7 | 182 | VELAY Nicolas | M. | SE | 4 | | 00:40:10 | 14,94 km/h |
| 8 | 435 | FORESTIER Jean-Marc | M. | M3 | 1 | | 00:40:19 | 14,88 km/h |
| 9 | 186 | FRITZ DIT SAMAT Eric | M. | M1 | 1 | RTB16 | 00:40:24 | 14,85 km/h |
| 10 | 318 | MOURRUT Nicolas | M. | SE | 5 | TEAM MONPLAISIR | 00:40:28 | 14,83 km/h |
| 11 | 365 | DAMESIN Julien | M. | M2 | 2 | PEROLS FOOTING | 00:40:41 | 14,75 km/h |
| 12 | 405 | SPADAFORA Gregory | M. | M2 | 3 | | 00:40:47 | 14,71 km/h |
| 13 | 344 | CASAL Franck | M. | M1 | 2 | | 00:40:50 | 14,69 km/h |
| 14 | 249 | GESS Kevin | M. | M4 | 1 | | 00:41:10 | 14,58 km/h |
| 15 | 313 | CANCE Evelyne | F. | M1 | 1 | LES KEPIS PESCALUNES FOULEES MONTPELLIER S. | 00:41:21 | 14,51 km/h |
| 16 | 63 | TARASCO Frederic | M. | M3 | 2 | AIGUES-MORTAIS | 00:41:30 | 14,46 km/h |
| 17 | 96 | BRESSON Maxime | M. | SE | 6 | MACADAM07 | 00:41:42 | 14,39 km/h |
| 18 | 66 | FREMONT Julien | M. | SE | 7 | | 00:42:25 | 14,15 km/h |
| 19 | 287 | NEUBERGER Arnaud | M. | M2 | 4 | COURIR CLUB AIGUES MORTES | 00:42:25 | 14,15 km/h |
| 20 | 264 | ALBEPART Paul | M. | ES | 1 | COURIR CLUB AIGUES MORTES | 00:42:31 | 14,11 km/h |
| 21 | 400 | BATAILLE Maxime | M. | M0 | 3 | | 00:42:53 | 13,99 km/h |
| 22 | 418 | NADAL Michael | M. | M2 | 5 | | 00:42:57 | 13,97 km/h |
| 23 | 175 | DRUJON Jacques | M. | M0 | 4 | | 00:43:08 | 13,91 km/h |
| 24 | 198 | HOUQUES Valentin | M. | SE | 8 | | 00:43:10 | 13,90 km/h |
| 25 | 269 | CARDELL Alexandre | M. | M2 | 6 | COURIR CLUB AIGUES MORTES | 00:43:13 | 13,88 km/h |
| 26 | 406 | LELUT Jana | F. | M1 | 2 | | 00:43:16 | 13,87 km/h |
| 27 | 332 | VIANNAY Philippe | M. | M5 | 1 | | 00:43:17 | 13,86 km/h |
| 28 | 423 | PAGANO Eric | M. | M3 | 3 | | 00:43:27 | 13,81 km/h |
| 29 | 64 | ROUQUETTE Bruno | M. | M2 | 7 | COURIR A VAUVERT | 00:43:32 | 13,78 km/h |
| 30 | 276 | MONTERRAT Cedric | M. | M2 | 8 | COURIR CLUB AIGUES MORTES | 00:43:34 | 13,77 km/h |
| 31 | 335 | MOURIER Olivier | M. | M3 | 4 | COURIR ENSEMBLE A GENERAC | 00:43:41 | 13,74 km/h |
| 32 | 427 | RAZIER Jean-Marie | M. | M4 | 2 | COURIR A VAUVERT | 00:43:46 | 13,71 km/h |
| 33 | 248 | ANDRIEU Philippe | M. | M1 | 3 | | 00:43:59 | 13,64 km/h |
| 34 | 376 | CHABERT Sarah | F. | SE | 1 | | 00:44:32 | 13,47 km/h |
| 35 | 136 | DELMAS Bruno | M. | M4 | 3 | FUNNY RUNNER VERGEZE | 00:44:40 | 13,43 km/h |
| 36 | 151 | GAUBERT Florian | M. | SE | 9 | | 00:44:48 | 13,39 km/h |
| 37 | 432 | SALVADOR Claude | M. | M4 | 4 | SALTA BARTAS | 00:44:52 | 13,37 km/h |
| 38 | 123 | HUGON Anthony | M. | SE | 10 | | 00:45:03 | 13,32 km/h |
| 39 | 373 | DUBOIS Elodie | F. | SE | 2 | CAP MELGEUIL | 00:45:09 | 13,29 km/h |
| 40 | 242 | MARTINEZ Julien | M. | SE | 11 | | 00:45:15 | 13,26 km/h |
| 41 | 355 | MARTIN Emmanuel | M. | M0 | 5 | JOGA FC | 00:45:16 | 13,26 km/h |
| 42 | 211 | ALLALI Yoann | M. | M0 | 6 | LA FOULEE MEYNOISE | 00:45:23 | 13,22 km/h |
| 43 | 191 | BROTHIER Damien | M. | ES | 2 | | 00:45:29 | 13,19 km/h |
| 44 | 149 | ZANGRANDO Stephan | M. | M3 | 5 | ALSG ATHLETISME | 00:45:31 | 13,18 km/h |
| 45 | 351 | MENINA Ali | M. | SE | 12 | | 00:45:42 | 13,13 km/h |
| 46 | 320 | TARROUX Arnaud | M. | M1 | 4 | JOGOBNITO | 00:45:46 | 13,11 km/h |
| 47 | 279 | RABOUTOT Bernard | M. | M4 | 5 | COURIR CLUB AIGUES MORTES | 00:46:05 | 13,02 km/h |
| 48 | 434 | GIBERNON Emmanuel | M. | SE | 13 | | 00:46:19 | 12,95 km/h |
| 49 | 278 | NAVARRO Michel | M. | M6 | 1 | COURIR CLUB AIGUES MORTES | 00:46:27 | 12,92 km/h |
| 50 | 163 | LHEUREUX Gisele | F. | M7 | 1 | KB RUNNING | 00:46:31 | 12,90 km/h |
| 51 | 229 | FRAC Hugo | M. | SE | 14 | | 00:46:31 | 12,90 km/h |
| 52 | 147 | ROUSSET Gregory | M. | M0 | 7 | ALSG ATHLETISME | 00:46:36 | 12,88 km/h |
| 53 | 243 | PERRIER Philippe | M. | M5 | 2 | | 00:46:50 | 12,81 km/h |
| 54 | 333 | FERRER Richard | M. | M3 | 6 | CROCO D AIRAIN NIMES TRIATHLON | 00:46:50 | 12,81 km/h |
| 55 | 124 | DUBOIS Joyce | F. | SE | 3 | | 00:47:17 | 12,69 km/h |
| 56 | 433 | LOMBARD Jean-Claude | M. | M8 | 1 | ASSP VERGEZE / COURIR A VAUVERT | 00:47:21 | 12,67 km/h |
| 57 | 253 | CORRADI Jean-Christo. | M. | M3 | 7 | NIMES RUNNING | 00:47:24 | 12,66 km/h |
| 58 | 202 | GEAY Sebastien | M. | M1 | 5 | | 00:47:28 | 12,64 km/h |
| 59 | 262 | PAULET Pascal | M. | M2 | 9 | COURIR CLUB AIGUES-MORTES | 00:47:30 | 12,63 km/h |
| 60 | 364 | LAURENT Anne-Marie | F. | M3 | 1 | | 00:47:39 | 12,59 km/h |
| 61 | 141 | BLONER Xavier | M. | M0 | 8 | ALSG ATHLETISME | 00:47:39 | 12,59 km/h |
| 62 | 148 | SAVIN Patrick | M. | M1 | 6 | ALSG ATHLETISME | 00:47:40 | 12,59 km/h |
| 63 | 314 | FELIX Nicolas | M. | M1 | 7 | NIMES RUNNING | 00:48:01 | 12,50 km/h |
| 64 | 300 | PASSALACQUA Yves | M. | M6 | 2 | PEROLS FOOTING | 00:48:07 | 12,47 km/h |
| 65 | 424 | GAYRARD Claudine | F. | M5 | 1 | ACVS | 00:48:08 | 12,47 km/h |
| 66 | 361 | GILLES Stephane | M. | M2 | 10 | | 00:48:11 | 12,45 km/h |
| 67 | 139 | ANGOSTO Eric | M. | M2 | 11 | ALSG ATHLETISME | 00:48:15 | 12,44 km/h |

| Pos | N° | Nom | Sexe | Cat. | Class cat | Club / Team | Temps officiel | Vitesse |
|-----|-----|-----------------------|------|------|-----------|---------------------------|----------------|------------|
| 68 | 354 | GASTAL Jerome | M. | M4 | 6 | | 00:48:33 | 12,36 km/h |
| 69 | 282 | SOL Lionel | M. | M0 | 9 | COURIR CLUB AIGUES MORTES | 00:48:40 | 12,33 km/h |
| 70 | 370 | BLANC Marie-Christin. | F. | M3 | 2 | | 00:48:41 | 12,33 km/h |
| 71 | 201 | VINCENT Patrick | M. | M1 | 8 | | 00:48:45 | 12,31 km/h |
| 72 | 194 | PIALOT Christian | M. | M5 | 3 | SKI CLUB MT-AIGOUAL | 00:48:53 | 12,27 km/h |
| 73 | 2 | DUBOIS Franck | M. | M4 | 7 | ENA | 00:49:07 | 12,22 km/h |
| 74 | 237 | BARBOSA Antonio | M. | M1 | 9 | NIMES RUNNING | 00:49:16 | 12,18 km/h |
| 75 | 178 | MAHE Gilles | M. | M5 | 4 | | 00:49:21 | 12,16 km/h |
| 76 | 173 | CHIODO Trent | M. | ES | 3 | LA TORTUE | 00:49:24 | 12,15 km/h |
| 77 | 135 | BEN MIMOUN Sarah | F. | ES | 1 | COURIR A VAUVERT | 00:49:27 | 12,13 km/h |
| 78 | 403 | GIRELLI Jean-Claude | M. | M6 | 3 | COURIR A VAUVERT | 00:49:39 | 12,09 km/h |
| 79 | 19 | SANJUAN Altea | F. | M1 | 3 | | 00:49:42 | 12,07 km/h |
| 80 | 183 | DUPRAT David | M. | M3 | 8 | | 00:50:03 | 11,99 km/h |
| 81 | 381 | GAUBIAC Johanna | F. | SE | 4 | | 00:50:16 | 11,94 km/h |
| 82 | 195 | MARTIN Celine | F. | M2 | 1 | SKI CLUB MT-AIGOUAL | 00:50:22 | 11,91 km/h |
| 83 | 180 | VOLAND Nicolas | M. | M1 | 10 | | 00:50:25 | 11,90 km/h |
| 84 | 146 | MARCHETAUX Nathalie | F. | M1 | 4 | ALSG ATHLETISME | 00:50:29 | 11,89 km/h |
| 85 | 144 | HIGONNET Nicole | F. | M5 | 2 | ALSG ATHLETISME | 00:50:33 | 11,87 km/h |
| 86 | 322 | VAN BELLE Louis | M. | M4 | 8 | | 00:50:35 | 11,86 km/h |
| 87 | 116 | HUGUES Emmanuelle | F. | M1 | 5 | ASSP VERGEZE | 00:50:45 | 11,82 km/h |
| 88 | 69 | DUCHANGE Eric | M. | SE | 15 | | 00:50:49 | 11,81 km/h |
| 89 | 165 | TAMBOURIN Elodie | F. | M1 | 6 | | 00:50:51 | 11,80 km/h |
| 90 | 368 | BOUDOU Marc | M. | M2 | 12 | | 00:50:54 | 11,79 km/h |
| 91 | 312 | MASSON Axel | M. | M0 | 10 | | 00:51:01 | 11,76 km/h |
| 92 | 251 | CADOR Cyril | M. | SE | 16 | | 00:51:01 | 11,76 km/h |
| 93 | 172 | FLEURY Tom | M. | JU | 1 | BOXE AND FIT | 00:51:01 | 11,76 km/h |
| 94 | 416 | CHRISTIANO Gregory | M. | SE | 17 | | 00:51:07 | 11,74 km/h |
| 95 | 220 | STEINER SCIUTO Laure | F. | M0 | 1 | | 00:51:07 | 11,74 km/h |
| 96 | 177 | BORIE Dimitri | M. | SE | 18 | | 00:51:10 | 11,73 km/h |
| 97 | 158 | BODAIN Romeo | M. | ES | 4 | | 00:51:11 | 11,72 km/h |
| 98 | 422 | CASTAN Christophe | M. | M3 | 9 | AS CAISSARGUES | 00:51:21 | 11,69 km/h |
| 99 | 235 | CONA David | M. | M3 | 10 | STID | 00:51:22 | 11,68 km/h |
| 100 | 247 | DARTIN Emmanuel | M. | M1 | 11 | | 00:51:24 | 11,67 km/h |
| 101 | 415 | CHRISTIANO Maxime | M. | SE | 19 | | 00:51:29 | 11,65 km/h |
| 102 | 345 | MICHELON Enguerrand | M. | SE | 20 | | 00:51:36 | 11,63 km/h |
| 103 | 152 | LEONARDI Thomas | M. | SE | 21 | SAPEUR-POMPIER DE BASTIA | 00:51:36 | 11,63 km/h |
| 104 | 430 | SIAU Thomas | M. | M1 | 12 | | 00:51:39 | 11,62 km/h |
| 105 | 328 | AVOT Michel-Herve | M. | M7 | 1 | AIX ATHLE PROVENCE | 00:51:45 | 11,59 km/h |
| 106 | 284 | VOTTE Valerie | F. | M3 | 3 | COURIR CLUB AIGUES MORTES | 00:51:50 | 11,58 km/h |
| 107 | 217 | MICHELON Patrick | M. | M3 | 11 | | 00:51:59 | 11,54 km/h |
| 108 | 103 | AUBERT Jonathan | M. | M0 | 11 | | 00:52:05 | 11,52 km/h |
| 109 | 325 | GUINOT Pierre | M. | M6 | 4 | PEROLS FOOTING | 00:52:07 | 11,51 km/h |
| 110 | 233 | GARCIA Fanny | F. | SE | 5 | | 00:52:11 | 11,50 km/h |
| 111 | 206 | COUFFY Benjamin | M. | M0 | 12 | | 00:52:12 | 11,49 km/h |
| 112 | 205 | LAFON Jerome | M. | M2 | 13 | | 00:52:13 | 11,49 km/h |
| 113 | 10 | AUBLANC Cedric | M. | M3 | 12 | | 00:52:18 | 11,47 km/h |
| 114 | 412 | GALIDEANO David | M. | M2 | 14 | | 00:52:27 | 11,44 km/h |
| 115 | 234 | PELISSIER Therese | F. | M0 | 2 | | 00:52:31 | 11,43 km/h |
| 116 | 286 | VALLA Nicolas | M. | M4 | 9 | COURIR CLUB AIGUES MORTES | 00:52:37 | 11,40 km/h |
| 117 | 188 | THEMISTA Joel | M. | M0 | 13 | RTB16 | 00:52:40 | 11,39 km/h |
| 118 | 167 | BASTIDA Patricia | F. | M4 | 1 | ENA | 00:52:47 | 11,37 km/h |
| 119 | 419 | RUNDSTADLER Gilles | M. | M5 | 5 | | 00:52:49 | 11,36 km/h |
| 120 | 260 | MALET Jean-Michel | M. | M2 | 15 | | 00:52:53 | 11,35 km/h |
| 121 | 245 | CASTELNAU Sabine | F. | M4 | 2 | NIMES RUNNING | 00:52:54 | 11,34 km/h |
| 122 | 250 | ROGE Steven | M. | SE | 22 | | 00:53:23 | 11,24 km/h |
| 123 | 392 | VAIRE Marion | F. | M1 | 7 | | 00:53:24 | 11,24 km/h |
| 124 | 347 | CUCCHI Herve | M. | M6 | 5 | | 00:53:33 | 11,20 km/h |
| 125 | 317 | BARROT Patrick | M. | M7 | 2 | | 00:53:33 | 11,20 km/h |
| 126 | 240 | MDOIR Ali | M. | M6 | 6 | | 00:53:34 | 11,20 km/h |
| 127 | 254 | SAUTRON Bertrand | M. | M1 | 13 | | 00:53:40 | 11,18 km/h |
| 128 | 95 | NEUBURGER Jessica | F. | M1 | 8 | RUN FOR FUN | 00:53:44 | 11,17 km/h |
| 129 | 281 | SOUAZE Severine | F. | M2 | 2 | COURIR CLUB AIGUES MORTES | 00:53:44 | 11,17 km/h |
| 130 | 160 | DURAND Olivier | M. | M2 | 16 | | 00:53:51 | 11,14 km/h |
| 131 | 299 | ROGER Paul | M. | SE | 23 | | 00:53:51 | 11,14 km/h |
| 132 | 298 | VIEL Benjamin | M. | SE | 24 | | 00:53:52 | 11,14 km/h |
| 133 | 304 | CAVALLIER Elsa | F. | SE | 6 | ATHLE NIMES 30 | 00:53:56 | 11,13 km/h |
| 134 | 120 | PIGEYRE Nais | F. | SE | 7 | | 00:53:56 | 11,13 km/h |

| Pos | N° | Nom | Sexe | Cat. | Class cat | Club / Team | Temps officiel | Vitesse |
|-----|-----|-----------------------|------|------|-----------|----------------------------|----------------|------------|
| 135 | 238 | MAZERAND Sandrine | F. | M2 | 3 | NIMES RUNNING | 00:53:56 | 11,13 km/h |
| 136 | 305 | CAVALLIER Pierre | M. | M5 | 6 | | 00:53:56 | 11,13 km/h |
| 137 | 232 | USELMANN Daniel | M. | M5 | 7 | | 00:54:09 | 11,08 km/h |
| 138 | 200 | PIALOT Jean-Luc | M. | M6 | 7 | SKI CLUB MONT-AIGOUAL | 00:54:13 | 11,07 km/h |
| 139 | 241 | AZAM Pascal | M. | M5 | 8 | | 00:54:15 | 11,06 km/h |
| 140 | 346 | GAUREL Sabine | F. | M1 | 9 | ASSP VERGEZE | 00:54:15 | 11,06 km/h |
| 141 | 357 | LLAVORI Quentin | M. | SE | 25 | | 00:54:23 | 11,03 km/h |
| 142 | 280 | RODRIGUEZ Gregory | M. | M1 | 14 | COURIR CLUB AIGUES MORTES | 00:54:25 | 11,03 km/h |
| 143 | 225 | VOLTA Marc | M. | M5 | 9 | | 00:54:26 | 11,02 km/h |
| 144 | 187 | BICENS Marie-Cecile | F. | M4 | 3 | | 00:54:27 | 11,02 km/h |
| 145 | 426 | MARTAIO Rodolphe | M. | M2 | 17 | | 00:54:31 | 11,01 km/h |
| 146 | 166 | PARLANTI Frederic | M. | M2 | 18 | ENA | 00:54:34 | 11,00 km/h |
| 147 | 209 | CATHALA Mathis | M. | ES | 5 | | 00:54:38 | 10,98 km/h |
| 148 | 126 | PASSET Loic | M. | M1 | 15 | | 00:54:41 | 10,97 km/h |
| 149 | 143 | GEAIX Aurore | F. | SE | 8 | ALSG ATHLETISME | 00:54:44 | 10,96 km/h |
| 150 | 114 | PARIS Kevin | M. | SE | 26 | LES FLOKE | 00:54:44 | 10,96 km/h |
| 151 | 150 | ANTON Alberto | M. | M3 | 13 | ALSG ATHLETISME | 00:54:45 | 10,96 km/h |
| 152 | 125 | DUBOIS Fiona | F. | SE | 9 | | 00:54:47 | 10,95 km/h |
| 153 | 399 | ADAM Florent | M. | M1 | 16 | MANDUEL METROPOLE MARATHON | 00:54:51 | 10,94 km/h |
| 154 | 421 | CAYUELA Jean | M. | M6 | 8 | | 00:54:55 | 10,93 km/h |
| 155 | 386 | ADAM Clement | M. | M0 | 14 | MANDUEL METROPOLE MARATHON | 00:55:02 | 10,90 km/h |
| 156 | 385 | BAULT Mandy | F. | M0 | 3 | | 00:55:06 | 10,89 km/h |
| 157 | 324 | PRADEILLES Eric | M. | M5 | 10 | ASSP VERGEZE | 00:55:18 | 10,85 km/h |
| 158 | 137 | CORAUX Christophe | M. | M3 | 14 | BOXEFIT | 00:55:30 | 10,81 km/h |
| 159 | 73 | TIBERINO Christophe | M. | M1 | 17 | | 00:55:30 | 10,81 km/h |
| 160 | 94 | GALTIER Stephane | M. | M3 | 15 | | 00:55:30 | 10,81 km/h |
| 161 | 256 | CHENALLET Audrey | F. | M2 | 4 | NIMES RUNNING | 00:55:47 | 10,76 km/h |
| 162 | 121 | RIBAS Maria | F. | M6 | 1 | | 00:55:59 | 10,72 km/h |
| 163 | 204 | BAS Frederic | M. | M4 | 10 | COURIR ENSEMBLE | 00:55:59 | 10,72 km/h |
| 164 | 310 | VERDON Marie | F. | SE | 10 | | 00:56:04 | 10,70 km/h |
| 165 | 309 | VERDON Laurent | M. | M4 | 11 | MANDUEL MARATHON METROPOLE | 00:56:04 | 10,70 km/h |
| 166 | 429 | MELLET Yves | M. | M5 | 11 | | 00:56:13 | 10,67 km/h |
| 167 | 315 | BUSCAYLET Amelie | F. | SE | 11 | | 00:56:26 | 10,63 km/h |
| 168 | 339 | LE TENDRE Laurent | M. | M4 | 12 | RUN IN CRES | 00:56:42 | 10,58 km/h |
| 169 | 380 | REY Vincent | M. | M3 | 16 | COURIR A CAISSARGUES | 00:56:43 | 10,58 km/h |
| 170 | 288 | BRIGNIER Jean-Pierre | M. | M2 | 19 | | 00:56:44 | 10,58 km/h |
| 171 | 184 | ALLIAUME Veronique | F. | M3 | 4 | | 00:56:58 | 10,53 km/h |
| 172 | 181 | CLEMENT Christophe | M. | M4 | 13 | | 00:56:58 | 10,53 km/h |
| 173 | 289 | ESCOBAR Linda | F. | M1 | 10 | | 00:57:09 | 10,50 km/h |
| 174 | 383 | DANNECKER Evelyne | F. | M6 | 2 | ECG | 00:57:10 | 10,50 km/h |
| 175 | 384 | DANNECKER Eric | M. | M4 | 14 | CSG | 00:57:10 | 10,50 km/h |
| 176 | 409 | GISCLARD Stephane | M. | M0 | 15 | | 00:57:17 | 10,47 km/h |
| 177 | 210 | CREBASSA Francois | M. | M3 | 17 | | 00:57:17 | 10,47 km/h |
| 178 | 274 | KREEL Dominique | M. | M3 | 18 | COURIR CLUB AIGUES MORTES | 00:57:17 | 10,47 km/h |
| 179 | 162 | MEJEAN Jane | F. | SE | 12 | | 00:57:31 | 10,43 km/h |
| 180 | 110 | BARRAUX Pierrot | M. | SE | 27 | | 00:57:36 | 10,42 km/h |
| 181 | 306 | DUBOIS Philippe | M. | M0 | 16 | | 00:57:37 | 10,41 km/h |
| 182 | 390 | BRUSSET Christelle | F. | M2 | 5 | JOGGING LAVERUNE | 00:57:37 | 10,41 km/h |
| 183 | 285 | VUILLEQUEZ Muriel | F. | M6 | 3 | COURIR CLUB AIGUES MORTES | 00:57:40 | 10,41 km/h |
| 184 | 293 | THOMAS Gregory | M. | M2 | 20 | CA LANGUEDOC | 00:57:42 | 10,40 km/h |
| 185 | 311 | MERCIER Fabien | M. | M0 | 17 | | 00:57:46 | 10,39 km/h |
| 186 | 360 | SERRES Charlene | F. | SE | 13 | | 00:57:52 | 10,37 km/h |
| 187 | 212 | ALLALI Amandine | F. | SE | 14 | LA FOULEE MEYNOISE | 00:57:56 | 10,36 km/h |
| 188 | 382 | GAY Jean-Marc | M. | M7 | 3 | | 00:57:56 | 10,36 km/h |
| 189 | 99 | MARC Frederic | M. | M2 | 21 | | 00:57:58 | 10,35 km/h |
| 190 | 100 | COLABELLA Magali | F. | M1 | 11 | | 00:57:58 | 10,35 km/h |
| 191 | 203 | BERNARD Martine | F. | M4 | 4 | FAN RUN | 00:58:01 | 10,34 km/h |
| 192 | 353 | DE KEYSER Deborah | F. | M1 | 12 | | 00:58:05 | 10,33 km/h |
| 193 | 436 | GARCIA Daniel | M. | M7 | 4 | | 00:58:10 | 10,32 km/h |
| 194 | 414 | BONNEVILLE Fabrice | M. | M1 | 18 | | 00:58:12 | 10,31 km/h |
| 195 | 367 | EVESQUE Delphine | F. | M2 | 6 | WAIMEA TRIATHLON CLUB | 00:58:12 | 10,31 km/h |
| 196 | 140 | BERTRAND Franck | M. | M4 | 15 | ALSG ATHLETISME | 00:58:13 | 10,31 km/h |
| 197 | 199 | LASSONDE Sandrine | F. | M3 | 5 | MAIRIE DE LUNEL | 00:58:14 | 10,30 km/h |
| 198 | 410 | CASAT Mickael | M. | M1 | 19 | | 00:58:21 | 10,28 km/h |
| 199 | 402 | MARQUES DA COSTA Joa. | M. | SE | 28 | | 00:58:29 | 10,26 km/h |
| 200 | 401 | SAUTNER Océanne | F. | SE | 15 | | 00:58:29 | 10,26 km/h |
| 201 | 271 | CLAUZEL Francoise | F. | M4 | 5 | COURIR CLUB AIGUES MORTES | 00:58:31 | 10,25 km/h |

| Pos | N° | Nom | Sexe | Cat. | Class cat | Club / Team | Temps officiel | Vitesse |
|-----|-----|-----------------------|------|------|-----------|---|----------------|------------|
| 202 | 275 | LEBBE Valerie | F. | M4 | 6 | COURIR CLUB AIGUES MORTES | 00:58:32 | 10,25 km/h |
| 203 | 157 | BONNAFOUS Remi | M. | M2 | 22 | | 00:58:32 | 10,25 km/h |
| 204 | 391 | D ANGELO Anthony | M. | SE | 29 | | 00:58:36 | 10,24 km/h |
| 205 | 372 | PROCUREUR Luna | F. | SE | 16 | | 00:58:41 | 10,22 km/h |
| 206 | 371 | PROCUREUR Olivier | M. | M2 | 23 | | 00:58:42 | 10,22 km/h |
| 207 | 128 | PONS Jean-Francois | M. | M5 | 12 | SUD CORSE TRIATHLON | 00:58:50 | 10,20 km/h |
| 208 | 330 | MOURGUES Andre | M. | M8 | 2 | | 00:58:52 | 10,19 km/h |
| 209 | 323 | BONNEFOY Didier | M. | M5 | 13 | | 00:58:52 | 10,19 km/h |
| 210 | 216 | MERLE Lizea | F. | M1 | 13 | | 00:58:53 | 10,19 km/h |
| 211 | 308 | VASSEUR Angelique | F. | M2 | 7 | | 00:58:53 | 10,19 km/h |
| 212 | 307 | LACROIX Benedicte | F. | M1 | 14 | | 00:58:53 | 10,19 km/h |
| 213 | 89 | BONNOT Mallory | F. | SE | 17 | | 00:59:03 | 10,16 km/h |
| 214 | 155 | LUCCHESI Gregory | M. | M1 | 20 | | 00:59:05 | 10,16 km/h |
| 215 | 189 | DENIMAL PINTO Titoua. | M. | SE | 30 | | 00:59:07 | 10,15 km/h |
| 216 | 343 | CASAL Faustine | F. | M0 | 4 | | 00:59:09 | 10,14 km/h |
| 217 | 273 | GONET Jean-Pierre | M. | M6 | 9 | COURIR CLUB AIGUES MORTES | 00:59:10 | 10,14 km/h |
| 218 | 207 | BELGOUR Ali | M. | M1 | 21 | | 00:59:15 | 10,13 km/h |
| 219 | 97 | CROUZET Julien | M. | M2 | 24 | AS CAISSARGUES | 00:59:20 | 10,11 km/h |
| 220 | 98 | MONTIZON Adrien | M. | SE | 31 | CANALETTE | 00:59:33 | 10,08 km/h |
| 221 | 316 | GUILLE Gilles | M. | M4 | 16 | L APPART FITNESS - AIGUES-MORTES | 00:59:38 | 10,06 km/h |
| 222 | 268 | CABO Patrick | M. | M3 | 19 | COURIR CLUB AIGUES MORTES | 00:59:54 | 10,02 km/h |
| 223 | 87 | KREEL Dominique | M. | M3 | 20 | COURIR CLUB AIGUES MORTES | 00:59:59 | 10,00 km/h |
| 224 | 369 | BOUDOU MAZEL Emmanue. | F. | M2 | 8 | | 01:00:07 | 9,98 km/h |
| 225 | 425 | NOSENTY Sebastien | M. | M3 | 21 | CAP MELGEUIL | 01:00:07 | 9,98 km/h |
| 226 | 156 | JABER Alain | M. | SE | 32 | | 01:00:14 | 9,96 km/h |
| 227 | 252 | ORENES Jean-Joseph | M. | M3 | 22 | COURIR TRANQUILLE RESTINCLIERES | 01:00:18 | 9,95 km/h |
| 228 | 350 | GROUSSET Philippe | M. | M5 | 14 | RUN IN CRES | 01:00:23 | 9,94 km/h |
| 229 | 362 | VIDAL Nathalie | F. | M4 | 7 | RUN IN CRES | 01:00:24 | 9,93 km/h |
| 230 | 340 | VANHEULE Benedicte | F. | M3 | 6 | RUN IN CRES | 01:00:48 | 9,87 km/h |
| 231 | 349 | GROUSSET Isabelle | F. | M3 | 7 | RUN IN CRES | 01:00:48 | 9,87 km/h |
| 232 | 387 | BENOUDIFA Bachir | M. | SE | 33 | | 01:00:49 | 9,87 km/h |
| 233 | 352 | BERTRAND Natacha | F. | M0 | 5 | | 01:00:55 | 9,85 km/h |
| 234 | 176 | JACQUES Julien | M. | SE | 34 | | 01:01:02 | 9,83 km/h |
| 235 | 221 | DOMBROWSKI Sarah | F. | M3 | 8 | | 01:01:02 | 9,83 km/h |
| 236 | 379 | ANJOT Cecile | F. | M1 | 15 | | 01:01:07 | 9,82 km/h |
| 237 | 68 | TAVERNIER Bertrand | M. | M4 | 17 | COURIR A CAISSARGUES | 01:01:09 | 9,81 km/h |
| 238 | 70 | LECOMTE Catherine | F. | M4 | 8 | | 01:01:09 | 9,81 km/h |
| 239 | 297 | BOUSQUET Clement | M. | JU | 2 | | 01:01:09 | 9,81 km/h |
| 240 | 377 | SUGIER Marion | F. | SE | 18 | | 01:01:10 | 9,81 km/h |
| 241 | 303 | MOULONGUET Daniele | F. | M3 | 9 | | 01:01:11 | 9,81 km/h |
| 242 | 319 | BEAULIEU Teo | M. | SE | 35 | TEAM MONPLAISIR | 01:01:11 | 9,81 km/h |
| 243 | 83 | DUFRENE Alexia | F. | SE | 19 | TEAM 93 | 01:01:15 | 9,80 km/h |
| 244 | 227 | SOISNARD Noelle | F. | M4 | 9 | | 01:01:19 | 9,79 km/h |
| 245 | 88 | VERHILLE Vero | F. | M4 | 10 | | 01:01:25 | 9,77 km/h |
| 246 | 196 | GUENGANT Aurelie | F. | SE | 20 | | 01:01:27 | 9,76 km/h |
| 247 | 159 | FINIELS Adrienne | F. | M2 | 9 | | 01:01:32 | 9,75 km/h |
| 248 | 265 | AMORE Celine | F. | M1 | 16 | COURIR CLUB AIGUES MORTES | 01:01:33 | 9,75 km/h |
| 249 | 142 | DURAND Nathalie | F. | M2 | 10 | ALSG ATHLETISME | 01:01:34 | 9,75 km/h |
| 250 | 255 | MARADEI Sophie | F. | M2 | 11 | | 01:01:41 | 9,73 km/h |
| 251 | 82 | LAAKILI Zaynab | F. | M0 | 6 | | 01:01:44 | 9,72 km/h |
| 252 | 407 | FROMENTIN Camille | F. | SE | 21 | | 01:01:55 | 9,69 km/h |
| 253 | 222 | FAYE HERICK Aude | F. | M1 | 17 | | 01:02:06 | 9,66 km/h |
| 254 | 296 | PRALONG Floriane | F. | SE | 22 | FRAISE30.FLOGMAIL.COM | 01:02:25 | 9,61 km/h |
| 255 | 378 | YAHY Nouara | F. | M2 | 12 | NATURO FITNESS | 01:02:31 | 9,60 km/h |
| 256 | 267 | CABO Christine | F. | M4 | 11 | COURIR CLUB AIGUES MORTES | 01:02:46 | 9,56 km/h |
| 257 | 86 | GRANON Didier | M. | M4 | 18 | COURIR ET MARCHER ENSEMBLE LE GRAU DU ROI | 01:02:47 | 9,56 km/h |
| 258 | 193 | GRANON Victor | M. | SE | 36 | | 01:02:47 | 9,56 km/h |
| 259 | 138 | LOMBARD Adeline | F. | M3 | 10 | | 01:02:49 | 9,55 km/h |
| 260 | 404 | BERAL Amelie | F. | SE | 23 | | 01:02:51 | 9,55 km/h |
| 261 | 174 | MARAND Bruno | M. | M1 | 22 | | 01:02:58 | 9,53 km/h |
| 262 | 331 | MAURAS Cyril | M. | M3 | 23 | COURIR A VAUVERT | 01:02:58 | 9,53 km/h |
| 263 | 236 | CHARRIER Joelle | F. | M6 | 4 | NIMES RUNNING | 01:02:58 | 9,53 km/h |
| 264 | 197 | UGARTE Aurelien | M. | M1 | 23 | | 01:03:06 | 9,51 km/h |
| 265 | 71 | VESSE Estelle | F. | M0 | 7 | | 01:03:11 | 9,50 km/h |
| 266 | 266 | BONAL Laura | F. | SE | 24 | COURIR CLUB AIGUES MORTES | 01:03:15 | 9,49 km/h |
| 267 | 341 | REYNAUD Annick | F. | M5 | 3 | | 01:03:21 | 9,47 km/h |
| 268 | 366 | DAMESIN Claire | F. | M2 | 13 | OTOS | 01:03:41 | 9,42 km/h |

| Pos | N° | Nom | Sexe | Cat. | Class cat | Club / Team | Temps officiel | Vitesse |
|-----|-----|----------------------|------|------|-----------|--------------------------------|----------------|-----------|
| 269 | 396 | TAWFIQ Jihad | M. | SE | 37 | | 01:03:48 | 9,40 km/h |
| 270 | 291 | ELISSAGARAY Laure | F. | M1 | 18 | LAURE.ELISSAGARAYLAPOSTE.NET | 01:03:58 | 9,38 km/h |
| 271 | 106 | CHANSON Thibaut | M. | SE | 38 | | 01:04:28 | 9,31 km/h |
| 272 | 411 | MAURIN Roland | M. | M8 | 3 | NIMES RUNNING | 01:04:51 | 9,25 km/h |
| 273 | 65 | PELISSIER Audrey | F. | M2 | 14 | | 01:04:52 | 9,25 km/h |
| 274 | 219 | ROCHE Christian | M. | M7 | 5 | | 01:05:00 | 9,23 km/h |
| 275 | 127 | PONS Isabelle | F. | M5 | 4 | SUD CORSE TRIATHLON | 01:05:15 | 9,20 km/h |
| 276 | 208 | LAFINESTRE Laurence | F. | M3 | 11 | | 01:05:19 | 9,19 km/h |
| 277 | 270 | CECOTTI Christine | F. | M6 | 5 | COURIR CLUB AIGUES MORTES | 01:05:23 | 9,18 km/h |
| 278 | 356 | DIDIER Roger | M. | M6 | 10 | | 01:05:26 | 9,17 km/h |
| 279 | 244 | VALAT Marie-Claire | F. | M7 | 2 | | 01:05:28 | 9,17 km/h |
| 280 | 192 | FONTAINE Catherine | F. | M4 | 12 | MCNIMES | 01:05:29 | 9,16 km/h |
| 281 | 171 | LWAFI Zahra | F. | M2 | 15 | | 01:05:31 | 9,16 km/h |
| 282 | 170 | MOYON Coralie | F. | M1 | 19 | | 01:05:32 | 9,16 km/h |
| 283 | 326 | TINLAND Sophie | F. | M4 | 13 | | 01:05:50 | 9,11 km/h |
| 284 | 168 | LAPISARDI Christian | M. | M7 | 6 | | 01:06:08 | 9,07 km/h |
| 285 | 329 | AVOT Isabelle | F. | M7 | 3 | AIX ATHLE PROVENCE | 01:06:55 | 8,97 km/h |
| 286 | 109 | CRESPE Pauline | F. | M0 | 8 | | 01:07:00 | 8,96 km/h |
| 287 | 215 | BERRUS Coralie | F. | M4 | 14 | LE CAILAR CPC COURIR A VAUVERT | 01:07:13 | 8,93 km/h |
| 288 | 336 | PIC Pauline | F. | M0 | 9 | | 01:07:14 | 8,92 km/h |
| 289 | 358 | CERVELLIN Clementine | F. | M0 | 10 | | 01:07:14 | 8,92 km/h |
| 290 | 363 | DESNOYERS Sandrine | F. | M1 | 20 | | 01:07:14 | 8,92 km/h |
| 291 | 302 | GALIEN Michael | M. | M1 | 24 | | 01:07:17 | 8,92 km/h |
| 292 | 338 | ALONSO Annie | F. | M2 | 16 | | 01:07:23 | 8,90 km/h |
| 293 | 263 | ALONSO Roland | M. | M4 | 19 | COURIR CLUB AIGUES MORTES | 01:07:23 | 8,90 km/h |
| 294 | 258 | ROUSSEL Judith | F. | M3 | 12 | NIMES RUNNING | 01:07:29 | 8,89 km/h |
| 295 | 214 | BERRUS Eric | M. | M4 | 20 | LE CAILAR CPC COURIR A VAUVERT | 01:07:31 | 8,89 km/h |
| 296 | 85 | GALIEN Toma | M. | CA | 1 | TOMA S TOUCH | 01:07:35 | 8,88 km/h |
| 297 | 327 | LAINE Pierrick | M. | M3 | 24 | TOURS FC | 01:07:38 | 8,87 km/h |
| 298 | 413 | GYGANKIEWICZ Eric | M. | M3 | 25 | LIBERTE ET SOLIDARITE | 01:07:39 | 8,87 km/h |
| 299 | 224 | HOURQUEBIE Christine | F. | M5 | 5 | | 01:07:50 | 8,85 km/h |
| 300 | 223 | HOURQUEBIE Charlene | F. | SE | 25 | | 01:07:50 | 8,85 km/h |
| 301 | 115 | GREGORUTTI Marie | F. | SE | 26 | BOXE AND FIT | 01:07:56 | 8,83 km/h |
| 302 | 119 | POTTIER Sophie | F. | M1 | 21 | 0 | 01:08:01 | 8,82 km/h |
| 303 | 301 | GALIEN Carine | F. | M1 | 22 | CEAG | 01:08:16 | 8,79 km/h |
| 304 | 111 | GOGIOSO Magali | F. | M0 | 11 | | 01:08:32 | 8,76 km/h |
| 305 | 190 | MAINGOT Chloe | F. | ES | 2 | | 01:08:41 | 8,74 km/h |
| 306 | 113 | MOULY Carole | F. | M4 | 15 | | 01:08:47 | 8,72 km/h |
| 307 | 230 | BERTHET Stephanie | F. | M2 | 17 | NIMES RUNNING | 01:09:01 | 8,69 km/h |
| 308 | 397 | GALTIER Francis | M. | M7 | 7 | | 01:09:18 | 8,66 km/h |
| 309 | 398 | POUGET Fabien | M. | M0 | 18 | | 01:09:18 | 8,66 km/h |
| 310 | 395 | GALTIER Louise | F. | SE | 27 | LE CADE | 01:09:19 | 8,66 km/h |
| 311 | 105 | FRILEUX Flora | F. | SE | 28 | | 01:09:22 | 8,65 km/h |
| 312 | 420 | POGGELLI André | M. | M6 | 11 | | 01:09:23 | 8,65 km/h |
| 313 | 337 | ELLEN PREVOT Marie | F. | M2 | 18 | | 01:09:38 | 8,62 km/h |
| 314 | 84 | GALIEN Natacha | F. | M1 | 23 | TOMA S TOUCH | 01:09:53 | 8,59 km/h |
| 315 | 239 | MAHE Soazig | F. | ES | 3 | | 01:10:00 | 8,57 km/h |
| 316 | 277 | NAVARRO Christine | F. | M3 | 13 | COURIR CLUB AIGUES MORTES | 01:10:01 | 8,57 km/h |
| 317 | 112 | HOUNY Cloe | F. | SE | 29 | | 01:10:24 | 8,52 km/h |
| 318 | 283 | VERHILLE Fanny | F. | M1 | 24 | COURIR CLUB AIGUES MORTES | 01:10:24 | 8,52 km/h |
| 319 | 104 | DEL DUCA Emilie | F. | M0 | 12 | BOX AND FIT | 01:10:24 | 8,52 km/h |
| 320 | 179 | VERHILLE Morgan | M. | SE | 39 | | 01:10:24 | 8,52 km/h |
| 321 | 375 | FOUREL Arnaud | M. | M2 | 25 | INCOGNITO | 01:11:24 | 8,40 km/h |
| 322 | 374 | FOUREL Maud | F. | M2 | 19 | INCOGNITO | 01:11:25 | 8,40 km/h |
| 323 | 76 | LEYRIS Francois | M. | M6 | 12 | | 01:11:30 | 8,39 km/h |
| 324 | 231 | FRAC Marion | F. | M0 | 13 | COURIR A VAUVERT | 01:11:49 | 8,36 km/h |
| 325 | 321 | VAN BELLE Dominique | F. | M5 | 6 | | 01:12:02 | 8,33 km/h |
| 326 | 431 | GUEYRAUD Michele | F. | M4 | 16 | | 01:12:20 | 8,30 km/h |
| 327 | 129 | ALLEGRE Virginie | F. | M1 | 25 | | 01:12:51 | 8,24 km/h |
| 328 | 261 | JONQUET Lisya | F. | M5 | 7 | MCN | 01:13:14 | 8,19 km/h |
| 329 | 108 | ACANTHE Julie | F. | M2 | 20 | | 01:13:27 | 8,17 km/h |
| 330 | 428 | CHERON Herve | M. | M3 | 26 | | 01:14:30 | 8,05 km/h |
| 331 | 417 | BRUN Thierry | M. | M3 | 27 | | 01:15:56 | 7,90 km/h |
| 332 | 93 | ROUX Justine | F. | M0 | 14 | MANDUEL METROPOLE MARATHON | 01:16:19 | 7,86 km/h |
| 333 | 169 | ZAKINE Gregory | M. | M1 | 25 | | 01:16:21 | 7,86 km/h |
| 334 | 75 | LEYRIS Pierre | M. | M6 | 13 | | 01:16:46 | 7,82 km/h |
| 335 | 292 | BREZUN Stephanie | F. | M1 | 26 | | 01:16:59 | 7,79 km/h |

| Pos | N° | Nom | Sexe | Cat. | Class cat | Club / Team | Temps officiel | Vitesse |
|-----|-----|--|------|------|--------------|-----------------------|-------------------|-----------|
| 336 | 393 |  BOTELLA Francois | M. | M7 | 8 | MCN | 01:18:17 | 7,66 km/h |
| 337 | 259 |  PRABONNEAU Dominique | M. | M9 | 1 | FOULEES PRADEENNES | 01:18:17 | 7,66 km/h |
| 338 | 58 |  DELAPIERRE Claire | F. | M4 | 17 | COURIR A VAUVERT | 01:19:29 | 7,55 km/h |
| 339 | 72 |  BREYSSE Fanny | F. | M1 | 27 | OPEN THE FUCKING DOOR | 01:20:24 | 7,46 km/h |
| 340 | 44 |  RAHAL Henri | M. | M6 | 14 | | 01:20:33 | 7,45 km/h |
| 341 | 29 |  BAEZA Herve | M. | M4 | 21 | | 01:20:37 | 7,44 km/h |
| 342 | 18 |  BAUCHE Magali | F. | M5 | 8 | COURIR A VAUVERT | 01:21:24 | 7,37 km/h |
| 343 | 408 |  GAZEL Guillaume | M. | M1 | 26 | COURIR A VAUVERT | 01:21:25 | 7,37 km/h |
| 344 | 218 |  INCORVAIA Angele | F. | M9 | 1 | MCN | 01:26:51 | 6,91 km/h |
| 345 | 359 |  JAUSSENT Stephan | M. | M1 | 27 | RTB16 | 01:35:42 | 6,27 km/h |
| 346 | 164 |  BROUSSE Philippe | M. | M5 | 15 | KB RUNNING | 01:37:58 | 6,13 km/h |