

















| Pos | N° | Nom | Sexe | Cat. | Class cat | Club / Team | Temps officiel | Vitesse |
|-----|------|---|------|------|-----------|---------------------------|----------------|------------|
| 1 | 1710 |  MENDEZ Julien | M. | SE | 1 | AC2A | 00:14:58 | 20,05 km/h |
| 2 | 1628 |  BENDAYA Abdelhak | M. | SE | 2 | RTN 30 | 00:15:27 | 19,42 km/h |
| 3 | 1711 |  SAMSON Julien | M. | SE | 3 | AC2A | 00:15:35 | 19,25 km/h |
| 4 | 1708 |  ORDONEZ Esgar | M. | SE | 4 | ANDORRE | 00:16:01 | 18,73 km/h |
| 5 | 1644 |  HAMADOUCHE Mohamed | M. | ES | 1 | AC2A | 00:16:11 | 18,54 km/h |
| 6 | 1542 |  HERBAU Nicolas | M. | SE | 5 | RTN 30 | 00:16:20 | 18,37 km/h |
| 7 | 1651 |  SAHRAOUI Imadeddine | M. | JU | 1 | AC2A | 00:16:22 | 18,33 km/h |
| 8 | 1459 |  LAFAY Flavian | M. | SE | 6 | MONTPELLIER TRIATHLON | 00:16:38 | 18,04 km/h |
| 9 | 1652 |  SARRAN BATISSE Arthu. | M. | CA | 1 | AC2A | 00:16:44 | 17,93 km/h |
| 10 | 1556 |  AOUZELLEG Nordine | M. | SE | 7 | | 00:16:49 | 17,84 km/h |
| 11 | 1471 |  GIBERT Frédéric | M. | SE | 8 | ACNA/INSTANT RUNNING | 00:16:52 | 17,79 km/h |
| 12 | 1656 |  TERMOTE Thomas | M. | CA | 2 | AC2A | 00:16:54 | 17,75 km/h |
| 13 | 1635 |  BUGEAUD Sebastien | M. | V1 | 1 | AC2A | 00:17:06 | 17,54 km/h |
| 14 | 1649 |  MAZOYER Dylan | M. | ES | 2 | AC2A | 00:17:16 | 17,38 km/h |
| 15 | 1646 |  JOUVANCE Clement | M. | CA | 3 | AC2A | 00:17:17 | 17,36 km/h |
| 16 | 1650 |  PANTEL Elliott | M. | JU | 2 | AC2A | 00:17:31 | 17,13 km/h |
| 17 | 1641 |  EL ATTARD Saad | M. | JU | 3 | AC2A | 00:17:32 | 17,11 km/h |
| 18 | 1658 |  SOTO Frederic | M. | V1 | 2 | AC2A | 00:17:34 | 17,08 km/h |
| 19 | 1633 |  BOUALAM Sophian | M. | JU | 4 | AC2A | 00:17:40 | 16,98 km/h |
| 20 | 1659 |  CAUVAS Mathieu | M. | SE | 9 | AC2A | 00:17:42 | 16,95 km/h |
| 21 | 1653 |  SENIA Florent | M. | JU | 5 | AC2A | 00:17:57 | 16,71 km/h |
| 22 | 1664 |  PANTEL Thierry | M. | V2 | 1 | AC2A | 00:18:05 | 16,59 km/h |
| 23 | 1640 |  DEVESSE Adrien | M. | JU | 6 | AC2A | 00:18:05 | 16,59 km/h |
| 24 | 1834 |  BOUDIAF Nora | F. | V1 | 1 | AC2A | 00:18:05 | 16,59 km/h |
| 25 | 1840 |  CHLILEK Alexandre | M. | SE | 10 | ACN ANDUZE | 00:18:17 | 16,41 km/h |
| 26 | 1515 |  DEMDOUM Liam | M. | JU | 7 | IAW PIEMONT-CÉVENOL | 00:18:29 | 16,23 km/h |
| 27 | 1513 |  HUSSON Julian | M. | MI | 1 | IAW PIEMONT-CÉVENOL | 00:18:35 | 16,14 km/h |
| 28 | 1512 |  DIAZ Matéo | M. | JU | 8 | | 00:18:44 | 16,01 km/h |
| 29 | 1647 |  LAMSSALAK Ilyes | M. | CA | 4 | AC2A | 00:18:45 | 16,00 km/h |
| 30 | 1636 |  BUIL Rayan | M. | MI | 2 | AC2A | 00:18:45 | 16,00 km/h |
| 31 | 1632 |  BONHOMME Lois | M. | CA | 5 | AC2A | 00:18:54 | 15,87 km/h |
| 32 | 1480 |  CHAUVET Jérôme | M. | V1 | 3 | SCAC | 00:18:58 | 15,82 km/h |
| 33 | 1634 |  BRAUT Stephane | M. | SE | 11 | AC2A | 00:19:00 | 15,79 km/h |
| 34 | 1545 |  MARTIN Francois | M. | V2 | 2 | ALAJM ST GILLES | 00:19:07 | 15,69 km/h |
| 35 | 1523 |  ROCHER Jérémie | M. | SE | 12 | ACN ANDUZE | 00:19:11 | 15,64 km/h |
| 36 | 1662 |  CIRILO Ludovic | M. | SE | 13 | AC2A | 00:19:11 | 15,64 km/h |
| 37 | 1732 |  SALAGNAC Olivier | M. | SE | 14 | RTN 30 | 00:19:12 | 15,63 km/h |
| 38 | 1514 |  BEZEL Fabien | M. | V1 | 4 | IAW PIEMONT-CÉVENOL | 00:19:16 | 15,57 km/h |
| 39 | 1671 |  COSTA J. Francois | M. | V1 | 5 | AC2A | 00:19:16 | 15,57 km/h |
| 40 | 1760 |  FRIBOURG Teddy | M. | SE | 15 | | 00:19:17 | 15,56 km/h |
| 41 | 1466 |  MAURIN Marc | M. | V1 | 6 | | 00:19:17 | 15,56 km/h |
| 42 | 1759 |  VANDENDRIESSCHE Mart. | M. | JU | 9 | | 00:19:17 | 15,56 km/h |
| 43 | 1654 |  SENIA Celine | F. | SE | 1 | AC2A | 00:19:28 | 15,41 km/h |
| 44 | 1731 |  BOUZIGE Thomas | M. | SE | 16 | MOVING ALÈS | 00:19:29 | 15,40 km/h |
| 45 | 1792 |  SIMONOT Manuel | M. | V1 | 7 | | 00:19:31 | 15,37 km/h |
| 46 | 1490 |  BOUZIGE Guillaume | M. | SE | 17 | MOVING ALÈS | 00:19:32 | 15,36 km/h |
| 47 | 1761 |  GUIMARD Freddy | M. | SE | 18 | AC2A | 00:19:33 | 15,35 km/h |
| 48 | 1717 |  GINOUX David | M. | V1 | 8 | | 00:19:37 | 15,29 km/h |
| 49 | 1501 |  ABRIC Romain | M. | CA | 6 | | 00:19:48 | 15,15 km/h |
| 50 | 1637 |  CLARTE Gregory | M. | CA | 7 | AC2A | 00:19:50 | 15,13 km/h |
| 51 | 1589 |  FERRIER Enzo | M. | CA | 8 | ALES TRIATLON | 00:19:58 | 15,03 km/h |
| 52 | 1626 |  CASTANO Alexandre | M. | V1 | 9 | ACNA ANDUZE | 00:19:59 | 15,01 km/h |
| 53 | 1622 |  BELLAY Bruno | M. | V2 | 3 | ACNA TEAM VERVEINE | 00:19:59 | 15,01 km/h |
| 54 | 1837 |  PERRIER Jade | F. | CA | 1 | ASSP VERGEZE | 00:20:05 | 14,94 km/h |
| 55 | 1464 |  CHAUDESAYGUES Eric | M. | V2 | 4 | LES BIPEDES DE LA VAUNAGE | 00:20:10 | 14,88 km/h |
| 56 | 1562 |  VAQUIER Clément | M. | ES | 3 | RUN & SMILE ALÈS | 00:20:12 | 14,85 km/h |
| 57 | 1479 |  PERCZAK Laetitia | F. | SE | 2 | ACNA ANDUZE | 00:20:15 | 14,82 km/h |
| 58 | 1526 |  SOUALAH Nordine | M. | V2 | 5 | ACNA ANDUZE | 00:20:21 | 14,74 km/h |
| 59 | 1586 |  BERNARD Guillaume | M. | SE | 19 | | 00:20:22 | 14,73 km/h |
| 60 | 1801 |  DERQUENNE Olivier | M. | V1 | 10 | SCAC | 00:20:26 | 14,68 km/h |
| 61 | 1720 |  PERTUS Florent | M. | SE | 20 | MOVING ALÈS | 00:20:27 | 14,67 km/h |
| 62 | 1768 |  BRACHET Marc | M. | V1 | 11 | CROSSFIT 3ÈME ENDROIT | 00:20:27 | 14,67 km/h |
| 63 | 1429 |  SAVIGNAT Romain | M. | SE | 21 | M2AM | 00:20:28 | 14,66 km/h |
| 64 | 1766 |  MICHEL Loris | M. | MI | 3 | MOVING ALÈS | 00:20:32 | 14,61 km/h |
| 65 | 1516 |  DAUCE Mattéo | M. | MI | 4 | IAW PIEMONT-CÉVENOL | 00:20:33 | 14,60 km/h |
| 66 | 1817 |  SERRE Christophe | M. | SE | 22 | | 00:20:34 | 14,59 km/h |
| 67 | 1416 |  GOURGEON David | M. | V2 | 6 | | 00:20:40 | 14,52 km/h |

| Pos | N° | Nom | Sexe | Cat. | Class cat | Club / Team | Temps officiel | Vitesse |
|-----|------|-----------------------|------|------|--------------|-----------------------------------|-------------------|------------|
| 68 | 1813 | LICHERE Anthony | M. | SE | 23 | | 00:20:40 | 14,52 km/h |
| 69 | 1465 | BRES Guillaume | M. | SE | 24 | | 00:20:40 | 14,52 km/h |
| 70 | 1463 | GOUCHIDA Merzoug | M. | V1 | 12 | LES BIPEDES DE LA VAUNAGE | 00:20:42 | 14,49 km/h |
| 71 | 1550 | MOREAU Christophe | M. | SE | 25 | ACN ANDUZE | 00:20:46 | 14,45 km/h |
| 72 | 1581 | BADON Pierre | M. | V2 | 7 | INSTANT RUNNING | 00:20:51 | 14,39 km/h |
| 73 | 1423 | SEGURA Bruno | M. | V2 | 8 | BAGNOLS MARCOULE ATHLÉTISME | 00:20:55 | 14,34 km/h |
| 74 | 1446 | LEAU Sophie | F. | SE | 3 | ENA | 00:20:57 | 14,32 km/h |
| 75 | 1546 | BONO Claude | M. | V4 | 1 | SCAC | 00:21:06 | 14,22 km/h |
| 76 | 1831 | DUFY Christian | M. | V3 | 1 | ACRA | 00:21:09 | 14,18 km/h |
| 77 | 1453 | SYLVESTRE Manuel | M. | CA | 9 | | 00:21:13 | 14,14 km/h |
| 78 | 1588 | DECOBERT Armel | M. | V1 | 13 | ACNA ANDUZE | 00:21:14 | 14,13 km/h |
| 79 | 1462 | SALABERT Remy | M. | SE | 26 | CEVEN FITNESS | 00:21:20 | 14,06 km/h |
| 80 | 1642 | FAUGIER Auxane | F. | JU | 1 | AC2A | 00:21:22 | 14,04 km/h |
| 81 | 1661 | JOUBE Tristan | M. | ES | 4 | AC2A | 00:21:29 | 13,96 km/h |
| 82 | 1439 | PONS Lilian | M. | SE | 27 | U.P.ATHLÉ 66 / VIGATANES DEL VOLO | 00:21:30 | 13,95 km/h |
| 83 | 1420 | CLEMENTE Tatiana | F. | V1 | 2 | BCAM | 00:21:32 | 13,93 km/h |
| 84 | 1660 | CARRATALA Audrey | F. | SE | 4 | AC2A | 00:21:33 | 13,92 km/h |
| 85 | 1666 | BEDIOUNE Lahouria | F. | V2 | 1 | AC2A | 00:21:34 | 13,91 km/h |
| 86 | 1597 | BONNEFOI Flavien | M. | MI | 5 | | 00:21:36 | 13,89 km/h |
| 87 | 1458 | GIBIER David | M. | SE | 28 | | 00:21:36 | 13,89 km/h |
| 88 | 1800 | FONTANE Laurent | M. | V2 | 9 | ACNA ANDUZE | 00:21:39 | 13,86 km/h |
| 89 | 1795 | GONTARD Antonin | M. | MI | 6 | AC2A | 00:21:40 | 13,85 km/h |
| 90 | 1419 | VON KANEL Tessa | F. | CA | 2 | ALES TRIATHLON | 00:21:40 | 13,85 km/h |
| 91 | 1778 | VIOLO Stephan | M. | V1 | 14 | | 00:21:45 | 13,79 km/h |
| 92 | 1665 | ARNOUX Marion | F. | SE | 5 | AC2A | 00:21:47 | 13,77 km/h |
| 93 | 1489 | CAPPELLINO Matthieu | M. | SE | 29 | | 00:21:49 | 13,75 km/h |
| 94 | 1601 | CAVANE Marie Christi. | F. | V1 | 3 | | 00:21:50 | 13,74 km/h |
| 95 | 1560 | RAMPON Adrien | M. | SE | 30 | MOVING ALÈS | 00:21:52 | 13,72 km/h |
| 96 | 1733 | CABOCHE Norman | M. | CA | 10 | | 00:21:54 | 13,70 km/h |
| 97 | 1639 | DEVARIEUX Loelia | F. | MI | 1 | AC2A | 00:21:58 | 13,66 km/h |
| 98 | 1688 | KUBANI Sebastien | M. | V1 | 15 | AC2A | 00:22:01 | 13,63 km/h |
| 99 | 1679 | GRAND Thomas | M. | SE | 31 | AC2A | 00:22:02 | 13,62 km/h |
| 100 | 1472 | BARNOUIN Laurent | M. | V2 | 10 | INSTANT RUNNING | 00:22:03 | 13,61 km/h |
| 101 | 1701 | HUGON Jerome | M. | V1 | 16 | AC2A | 00:22:05 | 13,59 km/h |
| 102 | 1621 | BONICEL Maxime | M. | SE | 32 | PREPAFORM | 00:22:09 | 13,54 km/h |
| 103 | 1777 | PAGES Stephane | M. | V1 | 17 | PREPAFORM | 00:22:09 | 13,54 km/h |
| 104 | 1567 | WOUAQUET Thomas | M. | SE | 33 | ACNA/INSTANT RUNNING | 00:22:10 | 13,53 km/h |
| 105 | 1499 | MARGAROT Malvina | F. | V1 | 4 | RTN 30 | 00:22:14 | 13,49 km/h |
| 106 | 1433 | RIVIER Loïc | M. | SE | 34 | DECATHLON ALÈS | 00:22:15 | 13,48 km/h |
| 107 | 1775 | ANGONNET Noah | M. | MI | 7 | CNC ALES | 00:22:17 | 13,46 km/h |
| 108 | 1568 | PRECONE Mathias | M. | V1 | 18 | INSTANT RUNNING | 00:22:18 | 13,45 km/h |
| 109 | 1608 | RUIZ David | M. | SE | 35 | | 00:22:20 | 13,43 km/h |
| 110 | 1825 | GAMARA Audrey | F. | SE | 6 | CROSS FIT ALES | 00:22:23 | 13,40 km/h |
| 111 | 1525 | FRANCESCHINI Julien | M. | JU | 10 | TARASCON ATHLETISME | 00:22:30 | 13,33 km/h |
| 112 | 1504 | MATHIEU Marion | F. | V1 | 5 | RUN AND FREEDOM | 00:22:30 | 13,33 km/h |
| 113 | 1475 | TOUCHET Francis | M. | V2 | 11 | MOVING ALÈS | 00:22:36 | 13,27 km/h |
| 114 | 1774 | MARTIN Andre | M. | V3 | 2 | | 00:22:41 | 13,23 km/h |
| 115 | 1769 | ROUSSEL Kentin | M. | MI | 8 | AC2A | 00:22:41 | 13,23 km/h |
| 116 | 1498 | ROQUES Frédéric | M. | V1 | 19 | | 00:22:42 | 13,22 km/h |
| 117 | 1609 | ROUSSEL Jean Luc | M. | V2 | 12 | | 00:22:43 | 13,21 km/h |
| 118 | 1610 | DUBOIS Philippe | M. | V2 | 13 | | 00:22:52 | 13,12 km/h |
| 119 | 1847 | BROT Damien | M. | V3 | 3 | CM YVERDON | 00:22:53 | 13,11 km/h |
| 120 | 1607 | OURO BANG NA Fataou | M. | V1 | 20 | | 00:22:54 | 13,10 km/h |
| 121 | 1736 | LEGRAND Ludovic | M. | V1 | 21 | MOVING ALÈS | 00:22:56 | 13,08 km/h |
| 122 | 1509 | CLAUZEL Christophe | M. | V2 | 14 | | 00:22:58 | 13,06 km/h |
| 123 | 1415 | QUENELLE Jules | M. | CA | 11 | ACNA ANDUZE | 00:23:02 | 13,03 km/h |
| 124 | 1727 | PRISTAS Etienne | M. | ES | 5 | | 00:23:06 | 12,99 km/h |
| 125 | 1819 | HERMET Laetitia | F. | V1 | 6 | ACNA ANDUZE | 00:23:07 | 12,98 km/h |
| 126 | 1663 | DJA DAOUADJI Paul | M. | ES | 6 | AC2A | 00:23:09 | 12,96 km/h |
| 127 | 1495 | MIDDIONE Hugo | M. | MI | 9 | MONS RUNNING | 00:23:11 | 12,94 km/h |
| 128 | 1767 | MICHEL Laurent | M. | V1 | 22 | MOVING ALÈS | 00:23:11 | 12,94 km/h |
| 129 | 1511 | CEBELIEU Cedric | M. | V1 | 23 | | 00:23:13 | 12,92 km/h |
| 130 | 1600 | STRELICHEVSKY Nicolas | M. | SE | 36 | CROSSFIT UZES | 00:23:13 | 12,92 km/h |
| 131 | 1625 | AIGOIN Christel | M. | V1 | 24 | ACNA TEAM VERVEINE | 00:23:14 | 12,91 km/h |
| 132 | 1598 | DALL'OGGIO Laurent | M. | V2 | 15 | ACNA ANDUZE | 00:23:14 | 12,91 km/h |
| 133 | 1478 | CROUZET Stephan | M. | V1 | 25 | ACNA ANDUZE | 00:23:15 | 12,90 km/h |
| 134 | 1422 | CLEMENTE Ilona | F. | CA | 3 | BCAM | 00:23:17 | 12,89 km/h |

| Pos | N° | Nom | Sexe | Cat. | Class cat | Club / Team | Temps officiel | Vitesse |
|-----|------|----------------------|------|------|-----------|--------------------------|----------------|------------|
| 135 | 1500 | DIDON-LESCOT Manuel | M. | SE | 37 | | 00:23:18 | 12,88 km/h |
| 136 | 1409 | HUCTEAU ? ?ric | M. | V1 | 26 | CROSSFIT 461 | 00:23:19 | 12,87 km/h |
| 137 | 1540 | PILOSSIAN Ernestine | F. | V2 | 2 | CLERMONT SPORT ENDURANCE | 00:23:21 | 12,85 km/h |
| 138 | 1844 | LAFONT Romain | M. | SE | 38 | | 00:23:22 | 12,84 km/h |
| 139 | 1794 | GONTARD François | M. | V1 | 27 | | 00:23:30 | 12,77 km/h |
| 140 | 1690 | CHAPELIER Emma | F. | MI | 2 | AC2A | 00:23:31 | 12,76 km/h |
| 141 | 1826 | TROUCHAUD Jean Fran | M. | V1 | 28 | SCAC | 00:23:31 | 12,76 km/h |
| 142 | 1476 | DUFOUR Amandine | F. | SE | 7 | ACNA ANDUZE | 00:23:39 | 12,69 km/h |
| 143 | 1477 | MARCON Serge | M. | V2 | 16 | ACNA ANDUZE | 00:23:39 | 12,69 km/h |
| 144 | 1809 | REBOUL Patrice | M. | V2 | 17 | ACNA ANDUZE | 00:23:43 | 12,65 km/h |
| 145 | 1487 | SCHWEDA Laura | F. | SE | 8 | ACNA ANDUZE | 00:23:44 | 12,64 km/h |
| 146 | 1832 | OURO BANG NA Rashad | M. | CA | 12 | | 00:23:45 | 12,63 km/h |
| 147 | 1561 | PUJALTE Didier | M. | V2 | 18 | MOVING ALÈS | 00:23:47 | 12,61 km/h |
| 148 | 1505 | BILLEAU Anthony | M. | SE | 39 | DECATHLON ALÈS | 00:23:55 | 12,54 km/h |
| 149 | 1494 | SAURET Camille | M. | JU | 11 | AC2A | 00:23:56 | 12,54 km/h |
| 150 | 1417 | CROCIANI Emmanuelle | F. | V1 | 7 | | 00:23:58 | 12,52 km/h |
| 151 | 1547 | PADOVANI Mathis | M. | MI | 10 | ALÈS CÉVENNES | 00:23:59 | 12,51 km/h |
| 152 | 1645 | INSALACO Emma | F. | JU | 2 | AC2A | 00:24:00 | 12,50 km/h |
| 153 | 1681 | GHILARDI Carla | F. | CA | 4 | AC2A | 00:24:00 | 12,50 km/h |
| 154 | 1667 | COSTA Laetitia | F. | V1 | 8 | AC2A | 00:24:01 | 12,49 km/h |
| 155 | 1486 | POLGE Elodie | F. | SE | 9 | | 00:24:03 | 12,47 km/h |
| 156 | 1677 | BUIL Yohan | M. | SE | 40 | AC2A | 00:24:03 | 12,47 km/h |
| 157 | 1820 | SEIMANN Victor | M. | CA | 13 | | 00:24:04 | 12,47 km/h |
| 158 | 1719 | LOISY Ange | M. | MI | 11 | | 00:24:06 | 12,45 km/h |
| 159 | 1799 | VEDEL Alvin | M. | CA | 14 | | 00:24:06 | 12,45 km/h |
| 160 | 1492 | INGENITO Jean-Luc | M. | V1 | 29 | LOCO RUN CARDET | 00:24:07 | 12,44 km/h |
| 161 | 1473 | GUINTOLI Gabriel | M. | MI | 12 | INSTANT RUNNING | 00:24:09 | 12,42 km/h |
| 162 | 1842 | GRANAT Christine | F. | V2 | 3 | SCAC | 00:24:11 | 12,41 km/h |
| 163 | 1824 | JOUSSOT Lucas | M. | JU | 12 | CROSS FIT ALES | 00:24:11 | 12,41 km/h |
| 164 | 1793 | SIMONOT Aurelie | F. | V1 | 9 | BOURDIC SPORT LOISIR | 00:24:16 | 12,36 km/h |
| 165 | 1788 | FERMAUD Jordy | M. | V1 | 30 | | 00:24:19 | 12,34 km/h |
| 166 | 1421 | CLEMENTE Sélina | F. | ES | 1 | BCAM | 00:24:20 | 12,33 km/h |
| 167 | 1563 | GUERZOU Synan | M. | CA | 15 | | 00:24:24 | 12,30 km/h |
| 168 | 1604 | MARC Mathis | M. | MI | 13 | FORM'EVENT | 00:24:26 | 12,28 km/h |
| 169 | 1823 | JOUSSOT Andrea | F. | CA | 5 | CROSS FIT ALES | 00:24:28 | 12,26 km/h |
| 170 | 1438 | GRAU Matthias | M. | MI | 14 | VIGATANES DEL VOLO | 00:24:29 | 12,25 km/h |
| 171 | 1510 | CARRIAS Fabien | M. | V1 | 31 | | 00:24:31 | 12,24 km/h |
| 172 | 1575 | ANDRE Barbara | F. | SE | 10 | ACNA ANDUZE | 00:24:32 | 12,23 km/h |
| 173 | 1543 | GLERANT Justine | F. | SE | 11 | ACNA ANDUZE | 00:24:42 | 12,15 km/h |
| 174 | 1718 | BOUZIGE Delphine | F. | SE | 12 | MOVING ALÈS | 00:24:43 | 12,14 km/h |
| 175 | 1796 | NECTOUX Patrice | M. | V3 | 4 | | 00:24:43 | 12,14 km/h |
| 176 | 1574 | MAURY Carine | F. | V1 | 10 | ACNA ANDUZE | 00:24:44 | 12,13 km/h |
| 177 | 1469 | SACHERS Léo | M. | MI | 15 | | 00:24:55 | 12,04 km/h |
| 178 | 1470 | SACHERS Gwladys | F. | SE | 13 | | 00:24:56 | 12,03 km/h |
| 179 | 1590 | SALVADO Loan | M. | JU | 13 | AS SKI | 00:24:56 | 12,03 km/h |
| 180 | 1454 | DAYDÉ Lise | F. | MI | 3 | TARASCON ATHLETISME | 00:25:00 | 12,00 km/h |
| 181 | 1587 | DECOBERT Elsa | F. | CA | 6 | ACNA ANDUZE | 00:25:01 | 11,99 km/h |
| 182 | 1815 | HOFFNUNG Jean Michel | M. | V2 | 19 | | 00:25:01 | 11,99 km/h |
| 183 | 1648 | MALHAUTIER Alice | F. | CA | 7 | AC2A | 00:25:03 | 11,98 km/h |
| 184 | 1553 | PLACE Caroline | F. | V1 | 11 | ECLA LAUDUN | 00:25:03 | 11,98 km/h |
| 185 | 1786 | FANGIER Patrick | M. | V3 | 5 | COURIR A ST FLOUR | 00:25:03 | 11,98 km/h |
| 186 | 1746 | TRENQUIER Tony | M. | SE | 41 | MOVING ALÈS | 00:25:05 | 11,96 km/h |
| 187 | 1474 | GUINTOLI Claude | M. | V1 | 32 | INSTANT RUNNING | 00:25:07 | 11,94 km/h |
| 188 | 1735 | DIRRENERGER Nathan | M. | SE | 42 | | 00:25:07 | 11,94 km/h |
| 189 | 1838 | FIORE Gerard | M. | V1 | 33 | SCAC | 00:25:09 | 11,93 km/h |
| 190 | 1441 | METRALS Philippe | M. | V2 | 20 | MOVING ALÈS | 00:25:10 | 11,92 km/h |
| 191 | 1456 | JEUNE Fanny | F. | V1 | 12 | | 00:25:11 | 11,91 km/h |
| 192 | 1630 | BEDIOUNE Khetra | F. | CA | 8 | AC2A | 00:25:11 | 11,91 km/h |
| 193 | 1576 | LESIEUR Melissa | F. | SE | 14 | MOVING ALÈS | 00:25:17 | 11,87 km/h |
| 194 | 1702 | PERCETTI Leo | M. | MI | 16 | AC2A | 00:25:21 | 11,83 km/h |
| 195 | 1657 | ZIBOUCHE Clara | F. | MI | 4 | AC2A | 00:25:37 | 11,71 km/h |
| 196 | 1549 | JULIER Pauline | F. | CA | 9 | LES ROIS JULIER | 00:25:50 | 11,61 km/h |
| 197 | 1585 | DUBOIS Régis | M. | V2 | 21 | | 00:26:00 | 11,54 km/h |
| 198 | 1723 | CLARET Jeremie | M. | V1 | 34 | CIVILITÉ | 00:26:02 | 11,52 km/h |
| 199 | 1611 | GILLARD Lola | F. | JU | 3 | PREPAFORM | 00:26:02 | 11,52 km/h |
| 200 | 1620 | NAVARRO Caroline | F. | SE | 15 | PREPAFORM | 00:26:02 | 11,52 km/h |
| 201 | 1434 | VEYRON Yves | M. | V2 | 22 | CEDFITNESS | 00:26:03 | 11,52 km/h |

| Pos | N° | Nom | Sexe | Cat. | Class cat | Club / Team | Temps officiel | Vitesse |
|-----|------|-----------------------|------|------|--------------|-----------------------|-------------------|------------|
| 202 | 1672 | ROUSTAN Christophe | M. | V1 | 35 | AC2A | 00:26:12 | 11,45 km/h |
| 203 | 1595 | YAOUANC Gaelle | F. | ES | 2 | FORM'EVENT | 00:26:12 | 11,45 km/h |
| 204 | 1779 | VOLLE Laurent | M. | V1 | 36 | | 00:26:13 | 11,44 km/h |
| 205 | 1682 | MURE Gregoire | M. | JU | 14 | AC2A | 00:26:13 | 11,44 km/h |
| 206 | 1709 | PEYRIC Christian | M. | V2 | 23 | AC2A | 00:26:16 | 11,42 km/h |
| 207 | 1714 | PY Mireille | F. | V4 | 1 | AC MONTPELLIER | 00:26:16 | 11,42 km/h |
| 208 | 1712 | REYNIER Sylvie | F. | V2 | 4 | IND | 00:26:23 | 11,37 km/h |
| 209 | 1753 | DEPETRI France | F. | CA | 10 | CNC ALÈS | 00:26:29 | 11,33 km/h |
| 210 | 1566 | BOUKHELIFA Yasmina | F. | V1 | 13 | MOVING ALÈS | 00:26:30 | 11,32 km/h |
| 211 | 1430 | TOMSON Sophie | F. | SE | 16 | AFA FEYZIN VENISSIEUX | 00:26:33 | 11,30 km/h |
| 212 | 1431 | DOMENICHINI Fabien | M. | SE | 43 | AFA FEYZIN VENISSIEUX | 00:26:35 | 11,29 km/h |
| 213 | 1839 | HSAINI Naima | F. | SE | 17 | ASSP VERGEZE | 00:26:40 | 11,25 km/h |
| 214 | 1698 | PIEJOUGEAC Juliette | F. | MI | 5 | AC2A | 00:26:42 | 11,24 km/h |
| 215 | 1537 | MARLIER Sylvie | F. | V1 | 14 | | 00:26:43 | 11,23 km/h |
| 216 | 1629 | LOCECERE Stephanie | F. | V1 | 15 | AC2A | 00:26:44 | 11,22 km/h |
| 217 | 1532 | RAMADIER Guillaume | M. | SE | 44 | CREDIT MUTUEL | 00:26:44 | 11,22 km/h |
| 218 | 1683 | AMSART Mateo | M. | MI | 17 | AC2A | 00:26:47 | 11,20 km/h |
| 219 | 1555 | BIAGI Ludovic | M. | V1 | 37 | | 00:26:50 | 11,18 km/h |
| 220 | 1814 | DANIEL Ann | F. | V1 | 16 | | 00:26:50 | 11,18 km/h |
| 221 | 1673 | ROUSTAN LABOURET Kar. | F. | V1 | 17 | AC2A | 00:26:53 | 11,16 km/h |
| 222 | 1443 | FARGEIX Faustine | F. | V1 | 18 | MOVING ALÈS | 00:26:53 | 11,16 km/h |
| 223 | 1730 | MESONA Celine | F. | V1 | 19 | | 00:26:55 | 11,15 km/h |
| 224 | 1580 | LETEVE Antoine | M. | SE | 45 | INSTANT RUNNING | 00:27:00 | 11,11 km/h |
| 225 | 1518 | CANTA Loriane | F. | SE | 18 | | 00:27:05 | 11,08 km/h |
| 226 | 1485 | GARCIA Emilie | F. | SE | 19 | MOVING ALÈS | 00:27:06 | 11,07 km/h |
| 227 | 1496 | GARCIA Raoul | M. | V2 | 24 | MOVING ALÈS | 00:27:06 | 11,07 km/h |
| 228 | 1558 | ARABI Kader | M. | V1 | 38 | | 00:27:14 | 11,02 km/h |
| 229 | 1699 | WETTSTEIN Enora | F. | CA | 11 | AC2A | 00:27:14 | 11,02 km/h |
| 230 | 1551 | WARMÉ Lucile | F. | SE | 20 | | 00:27:17 | 11,00 km/h |
| 231 | 1552 | GAINI Damien | M. | SE | 46 | | 00:27:19 | 10,98 km/h |
| 232 | 1686 | FERRIER Josephine | F. | V2 | 5 | AC2A | 00:27:19 | 10,98 km/h |
| 233 | 1418 | AMATE Michel | M. | V3 | 6 | MOVING ALÈS | 00:27:19 | 10,98 km/h |
| 234 | 1482 | ROMAN Jean Marc | M. | V3 | 7 | | 00:27:20 | 10,98 km/h |
| 235 | 1816 | GRAS Isabelle | F. | V2 | 6 | | 00:27:33 | 10,89 km/h |
| 236 | 1508 | FIGUIERE Sophie | F. | V1 | 20 | CTPRBR | 00:27:35 | 10,88 km/h |
| 237 | 1591 | MAHISTRE Cyril | M. | SE | 47 | AS SKI | 00:27:47 | 10,80 km/h |
| 238 | 1584 | GOUBET Dylan | M. | CA | 16 | | 00:27:52 | 10,77 km/h |
| 239 | 1797 | LONG Cedric | M. | SE | 48 | | 00:27:53 | 10,76 km/h |
| 240 | 1579 | LAURENT Coralie | F. | SE | 21 | INSTANT RUNNING | 00:27:54 | 10,75 km/h |
| 241 | 1675 | GIALDINI Lea | F. | JU | 4 | AC2A | 00:27:56 | 10,74 km/h |
| 242 | 1776 | JOSUAN Fabrice | M. | V1 | 39 | | 00:28:01 | 10,71 km/h |
| 243 | 1491 | MIDDIONE Marylene | F. | V1 | 21 | MONS RUNNING | 00:28:06 | 10,68 km/h |
| 244 | 1484 | BAYLE OLIVIER Lauren. | F. | V1 | 22 | MONS RUNNING | 00:28:06 | 10,68 km/h |
| 245 | 1481 | MARTINEZ Elodie | F. | SE | 22 | | 00:28:16 | 10,61 km/h |
| 246 | 1603 | MARC Estelle | F. | V1 | 23 | FORM'EVENT | 00:28:19 | 10,59 km/h |
| 247 | 1592 | JEAN Aurélie | F. | SE | 23 | AS SKI | 00:28:19 | 10,59 km/h |
| 248 | 1737 | DUBUIS Gino | M. | ES | 7 | | 00:28:19 | 10,59 km/h |
| 249 | 1596 | ROBERT Julia | F. | V1 | 24 | FORM'EVENT | 00:28:22 | 10,58 km/h |
| 250 | 1483 | PAUL Christophe | M. | V2 | 25 | | 00:28:24 | 10,56 km/h |
| 251 | 1593 | RABEC Capucine | F. | JU | 5 | AS SKI | 00:28:26 | 10,55 km/h |
| 252 | 1467 | MESSAOUDI Dalila | F. | V1 | 25 | | 00:28:26 | 10,55 km/h |
| 253 | 1460 | PIERRE Yohan | M. | V1 | 40 | | 00:28:27 | 10,55 km/h |
| 254 | 1828 | FAGES Daniel | M. | V2 | 26 | MOVING ALÈS | 00:28:34 | 10,50 km/h |
| 255 | 1554 | WALLAERT Aurelie | F. | SE | 24 | SCAC SAINT CHRISTOL | 00:28:38 | 10,48 km/h |
| 256 | 1529 | TUDELA Marie-Odile | F. | V3 | 1 | | 00:28:42 | 10,45 km/h |
| 257 | 1728 | WILL Jason | M. | SE | 49 | MOVING ALÈS | 00:28:45 | 10,44 km/h |
| 258 | 1729 | ALILI Ines | F. | SE | 25 | MOVING ALÈS | 00:28:46 | 10,43 km/h |
| 259 | 1427 | DANIEL Bruno | M. | V3 | 8 | MOVING ALÈS | 00:28:51 | 10,40 km/h |
| 260 | 1437 | IAQUINTA Christel | F. | V1 | 26 | MOVING ALÈS | 00:28:51 | 10,40 km/h |
| 261 | 1506 | GUY Marine | F. | SE | 26 | MOVING ALÈS | 00:28:51 | 10,40 km/h |
| 262 | 1541 | AIT Brigitte | F. | V3 | 2 | | 00:28:54 | 10,38 km/h |
| 263 | 1724 | CLARET Sabrina | F. | V1 | 27 | | 00:28:54 | 10,38 km/h |
| 264 | 1623 | LONGUET Claire | F. | SE | 27 | | 00:29:01 | 10,34 km/h |
| 265 | 1624 | SALGUES Marie | F. | SE | 28 | | 00:29:02 | 10,33 km/h |
| 266 | 1612 | LANDWERLIN André | M. | V3 | 9 | PREPAFORM | 00:29:21 | 10,22 km/h |
| 267 | 1713 | MOREAUX Rose Marie | F. | V2 | 7 | MASSILIA MARATHON | 00:29:23 | 10,21 km/h |
| 268 | 1520 | SAUTEL Laurent | M. | V1 | 41 | MONS RUNNING | 00:29:23 | 10,21 km/h |

| Pos | N° | Nom | Sexe | Cat. | Class cat | Club / Team | Temps officiel | Vitesse |
|-----|------|-----------------------|------|------|-----------|-------------------------|----------------|------------|
| 269 | 1721 | GUEMAS Sylvie | F. | V1 | 28 | | 00:29:29 | 10,18 km/h |
| 270 | 1821 | CUSSIGH Leon | M. | CA | 17 | | 00:29:31 | 10,16 km/h |
| 271 | 1674 | ROUSTAN LABOURET Ang. | M. | CA | 18 | AC2A | 00:29:32 | 10,16 km/h |
| 272 | 1627 | CASTANO Manon | F. | MI | 6 | ACNA ANDUZE | 00:29:35 | 10,14 km/h |
| 273 | 1804 | BENYAHIA Sabrina | F. | SE | 29 | MOVING ALÈS | 00:29:36 | 10,14 km/h |
| 274 | 1685 | CUSSIGH Rodolphe | M. | V2 | 27 | AC2A | 00:29:37 | 10,13 km/h |
| 275 | 1811 | TISSIER Emilie | F. | SE | 30 | | 00:29:38 | 10,12 km/h |
| 276 | 1810 | ROMAIN Laetitia | F. | SE | 31 | | 00:29:38 | 10,12 km/h |
| 277 | 1594 | SEIMANN Florence | F. | V2 | 8 | FORM'EVENT | 00:29:41 | 10,11 km/h |
| 278 | 1739 | CONTIER Daniel | M. | V2 | 28 | LE POIDS DU PARTAGE | 00:29:45 | 10,08 km/h |
| 279 | 1414 | TESTARD Michel | M. | V3 | 10 | | 00:29:52 | 10,05 km/h |
| 280 | 1451 | ROQUE Laurent | M. | SE | 50 | CARDET | 00:29:59 | 10,01 km/h |
| 281 | 1538 | FOURY Laetitia | F. | SE | 32 | | 00:30:00 | 10,00 km/h |
| 282 | 1833 | OURO BANG NA Maelis | F. | MI | 7 | | 00:30:00 | 10,00 km/h |
| 283 | 1536 | GREFFEUILLE Axel | M. | CA | 19 | ASSP VERGEZE | 00:30:01 | 9,99 km/h |
| 284 | 1544 | VIEIRA-GONCALVES Fab. | M. | SE | 51 | ATHLÉTIC BERRE CLUB | 00:30:14 | 9,92 km/h |
| 285 | 1715 | CELLIER Fabienne | F. | V2 | 9 | NOIX NOIX LILO | 00:30:17 | 9,91 km/h |
| 286 | 1808 | RANC Jennifer | F. | SE | 33 | | 00:30:18 | 9,90 km/h |
| 287 | 1578 | DIEUX Doriane | F. | SE | 34 | MOVING ALÈS | 00:30:18 | 9,90 km/h |
| 288 | 1507 | BONIVER Christine | F. | V2 | 10 | | 00:30:22 | 9,88 km/h |
| 289 | 1583 | GOUBET Elodie | F. | SE | 35 | | 00:30:23 | 9,87 km/h |
| 290 | 1573 | RUIZ Mélanie | F. | SE | 36 | | 00:30:25 | 9,86 km/h |
| 291 | 1519 | COMTE Leslie | F. | SE | 37 | SAINT CHRISTOL LES ALES | 00:30:28 | 9,85 km/h |
| 292 | 1527 | BOBET Rene Claude | M. | V2 | 29 | ASC | 00:30:36 | 9,80 km/h |
| 293 | 1570 | MORALES Amélie | F. | CA | 12 | MOVING ALÈS | 00:30:44 | 9,76 km/h |
| 294 | 1569 | ALCAMISI Daniela | F. | V1 | 29 | MOVING ALÈS | 00:30:45 | 9,76 km/h |
| 295 | 1528 | CELLIER Alain | M. | V2 | 30 | | 00:30:46 | 9,75 km/h |
| 296 | 1455 | DAYDÉ Cléa | F. | MI | 8 | TARASCON ATHLETISME | 00:30:47 | 9,75 km/h |
| 297 | 1790 | DE RIGHI Ludivine | F. | SE | 38 | | 00:30:51 | 9,72 km/h |
| 298 | 1848 | AMELLA Monique | F. | V2 | 11 | MOVING ALÈS | 00:30:57 | 9,69 km/h |
| 299 | 1559 | GUGLIEMINETTI Carole | F. | SE | 39 | MOVING ALÈS | 00:30:57 | 9,69 km/h |
| 300 | 1789 | DE RIGHI Michael | M. | SE | 52 | | 00:30:57 | 9,69 km/h |
| 301 | 1676 | BUIL Aurore | F. | SE | 40 | AC2A | 00:31:00 | 9,68 km/h |
| 302 | 1687 | CHAPUIS Christine | F. | V1 | 30 | AC2A | 00:31:10 | 9,63 km/h |
| 303 | 1503 | ABRIC Sebastien | M. | V1 | 42 | | 00:31:22 | 9,56 km/h |
| 304 | 1502 | ABRIC Louise | F. | V1 | 31 | | 00:31:22 | 9,56 km/h |
| 305 | 1521 | RIBEIRO Lucie | F. | SE | 41 | M. | 00:31:23 | 9,56 km/h |
| 306 | 1716 | DEPETRI Marion | F. | SE | 42 | TARASCON ATHLETISME | 00:31:25 | 9,55 km/h |
| 307 | 1782 | BOUFFERET Gwenaëlle | F. | SE | 43 | | 00:31:25 | 9,55 km/h |
| 308 | 1436 | PEC Lorene | F. | SE | 44 | | 00:31:29 | 9,53 km/h |
| 309 | 1447 | SOULIER Anne Lise | F. | V1 | 32 | | 00:31:30 | 9,52 km/h |
| 310 | 1435 | PEC Patrice | M. | SE | 53 | | 00:31:30 | 9,52 km/h |
| 311 | 1829 | HAMADACHE Karim | M. | V1 | 43 | | 00:31:30 | 9,52 km/h |
| 312 | 1461 | DALLE Marie | F. | JU | 6 | TEAM | 00:31:38 | 9,48 km/h |
| 313 | 1457 | BOBET Ghislaine | F. | V2 | 12 | ASC | 00:31:38 | 9,48 km/h |
| 314 | 1582 | GASCUEL Jacques | M. | V4 | 2 | MOVING ALÈS | 00:31:44 | 9,45 km/h |
| 315 | 1406 | ARRAGON Geoffrey | M. | SE | 54 | | 00:31:45 | 9,45 km/h |
| 316 | 1468 | DUCKWITZ Esther | F. | JU | 7 | AC2A | 00:31:48 | 9,43 km/h |
| 317 | 1615 | SWCHARTZ Didier | M. | V3 | 11 | PREPAFORM | 00:31:51 | 9,42 km/h |
| 318 | 1410 | LAURENT Fabienne | F. | V2 | 13 | | 00:31:51 | 9,42 km/h |
| 319 | 1616 | GALERA Céline | F. | SE | 45 | PREPAFORM | 00:31:55 | 9,40 km/h |
| 320 | 1412 | PIARD Anne Geneviève. | F. | V2 | 14 | | 00:32:04 | 9,36 km/h |
| 321 | 1798 | LE MOING Patricia | F. | V2 | 15 | | 00:32:04 | 9,36 km/h |
| 322 | 1684 | ARNAL Nadine | F. | V4 | 2 | AC2A | 00:32:05 | 9,35 km/h |
| 323 | 1787 | TEYSSIER Caroline | F. | V1 | 33 | | 00:32:07 | 9,34 km/h |
| 324 | 1803 | MAZELLIER Robert | M. | V4 | 3 | AS SKI | 00:32:13 | 9,31 km/h |
| 325 | 1442 | ROULLE Stephanie | F. | V1 | 34 | ASC | 00:32:17 | 9,29 km/h |
| 326 | 1849 | WALLACE Winston | M. | SE | 55 | MOVING ALES | 00:32:17 | 9,29 km/h |
| 327 | 1618 | SALVADOR Grégory | M. | SE | 56 | PREPAFORM | 00:32:17 | 9,29 km/h |
| 328 | 1493 | INGENITO Nathalie | F. | V1 | 35 | LOCO RUNIMES | 00:32:18 | 9,29 km/h |
| 329 | 1617 | JOUVE Audrey | F. | SE | 46 | PREPAFORM | 00:32:18 | 9,29 km/h |
| 330 | 1577 | ROUSSEAU Frédérique | F. | V2 | 16 | MOVING ALÈS | 00:32:22 | 9,27 km/h |
| 331 | 1726 | THOULOZE Florentin | M. | MI | 18 | | 00:32:23 | 9,26 km/h |
| 332 | 1725 | THOULOZE Ludovic | M. | V1 | 44 | SNR CEVENNES | 00:32:23 | 9,26 km/h |
| 333 | 1411 | MONNIER Sophie | F. | V2 | 17 | | 00:32:25 | 9,25 km/h |
| 334 | 1535 | BOUCHET Gaelle | F. | SE | 47 | CREDIT MUTUEL | 00:32:27 | 9,25 km/h |
| 335 | 1530 | LONG Nathalie | F. | V2 | 18 | | 00:32:38 | 9,19 km/h |

| Pos | N° | Nom | Sexe | Cat. | Class cat | Club / Team | Temps officiel | Vitesse |
|-----|------|-----------------------|------|------|-----------|---------------------|----------------|-----------|
| 336 | 1846 | LAFONT Florian | M. | SE | 57 | COURIR EN UZEGE | 00:32:50 | 9,14 km/h |
| 337 | 1845 | MONFORT Floriane | F. | SE | 48 | | 00:32:50 | 9,14 km/h |
| 338 | 1805 | BOITEX Guillaume | M. | SE | 58 | | 00:32:59 | 9,10 km/h |
| 339 | 1450 | LAGANIER Stephan | M. | V2 | 31 | VEZE FRIENDS | 00:33:04 | 9,07 km/h |
| 340 | 1841 | CONDEMIN Fabienne | F. | V2 | 19 | | 00:33:05 | 9,07 km/h |
| 341 | 1534 | SIVIRAGOL Laura | F. | SE | 49 | CCM ALES | 00:33:06 | 9,06 km/h |
| 342 | 1533 | MAFFRE Herve | M. | V2 | 32 | CREDIT MUTUEL | 00:33:07 | 9,06 km/h |
| 343 | 1791 | BOESSO Laurence | F. | V2 | 20 | | 00:33:07 | 9,06 km/h |
| 344 | 1843 | CARLIER Emma | F. | MI | 9 | AC2A | 00:33:10 | 9,05 km/h |
| 345 | 1827 | PENTA Caroline | F. | V1 | 36 | | 00:33:12 | 9,04 km/h |
| 346 | 1781 | BONNET Caroline | F. | V1 | 37 | | 00:33:20 | 9,00 km/h |
| 347 | 1780 | ENGELINUS Aurelie | F. | SE | 50 | | 00:33:20 | 9,00 km/h |
| 348 | 1564 | GUERZOU Célia | F. | JU | 8 | | 00:33:24 | 8,98 km/h |
| 349 | 1697 | MURE Clothilde | F. | MI | 10 | AC2A | 00:33:24 | 8,98 km/h |
| 350 | 1738 | NICOLAS Noémie | F. | SE | 51 | | 00:33:26 | 8,97 km/h |
| 351 | 1424 | GINESTOUX Françoise | F. | V3 | 3 | SCL | 00:33:33 | 8,94 km/h |
| 352 | 1807 | PLANTIER Mélanie | F. | SE | 52 | | 00:33:38 | 8,92 km/h |
| 353 | 1619 | ANDREO Jessica | F. | SE | 53 | PREPAFORM | 00:33:47 | 8,88 km/h |
| 354 | 1449 | CALMELS Philippe | M. | V2 | 33 | VEZE FRIENDS | 00:33:50 | 8,87 km/h |
| 355 | 1818 | DAFIER Elisabeth | F. | V1 | 38 | | 00:34:03 | 8,81 km/h |
| 356 | 1770 | MOREL Paulette | F. | V1 | 39 | | 00:34:04 | 8,81 km/h |
| 357 | 1802 | SOULAS Georges | M. | V5 | 1 | | 00:34:12 | 8,77 km/h |
| 358 | 1689 | BELLILI Souneya | F. | SE | 54 | | 00:34:22 | 8,73 km/h |
| 359 | 1428 | SALENDRES Priscilla | F. | SE | 55 | | 00:34:23 | 8,73 km/h |
| 360 | 1548 | CAMBEFORT Elodie | F. | SE | 56 | | 00:34:36 | 8,67 km/h |
| 361 | 1448 | LAPERGUE Remy | M. | V1 | 45 | VEZE FRIENDS | 00:34:56 | 8,59 km/h |
| 362 | 1522 | CALMELS Salima | F. | V1 | 40 | M. | 00:35:01 | 8,57 km/h |
| 363 | 1606 | DELEMONT Vincent | M. | V1 | 46 | MOVING ALÈS | 00:35:07 | 8,54 km/h |
| 364 | 1605 | CAGNON Delphine | F. | SE | 57 | MOVING ALÈS | 00:35:08 | 8,54 km/h |
| 365 | 1524 | CALMELS Camille | F. | CA | 13 | | 00:35:22 | 8,48 km/h |
| 366 | 1765 | VESSE André | M. | V5 | 2 | MOVING ALÈS | 00:35:24 | 8,48 km/h |
| 367 | 1444 | CASTALDI Anna | F. | V1 | 41 | | 00:35:27 | 8,46 km/h |
| 368 | 1835 | OURO BANG NA Antoine. | F. | V1 | 42 | | 00:35:27 | 8,46 km/h |
| 369 | 1705 | PERRIAU Bruno | M. | V2 | 34 | AC2A | 00:35:35 | 8,43 km/h |
| 370 | 1771 | POULHON Julien | M. | V4 | 4 | ACNA ANDUZE | 00:35:37 | 8,42 km/h |
| 371 | 1539 | SERVANT Amandine | F. | SE | 58 | | 00:35:38 | 8,42 km/h |
| 372 | 1557 | ARABI Ingrid | F. | SE | 59 | | 00:36:03 | 8,32 km/h |
| 373 | 1812 | VETRO Myrtille | F. | SE | 60 | | 00:36:03 | 8,32 km/h |
| 374 | 1836 | RUBI Dominique | F. | V2 | 21 | | 00:36:04 | 8,32 km/h |
| 375 | 1413 | PAMPHILE Stephanie | F. | V1 | 43 | | 00:36:04 | 8,32 km/h |
| 376 | 1680 | JOURDAN Isabelle | F. | V1 | 44 | AC2A | 00:36:05 | 8,31 km/h |
| 377 | 1669 | JOURDAN Fabrice | M. | V2 | 35 | AC2A | 00:36:05 | 8,31 km/h |
| 378 | 1722 | SPANO Manon | F. | SE | 61 | | 00:36:06 | 8,31 km/h |
| 379 | 1599 | GUERIMAND Claire | F. | V2 | 22 | | 00:36:20 | 8,26 km/h |
| 380 | 1602 | GASCUEL Maryse | F. | V3 | 4 | MOVING ALÈS | 00:36:22 | 8,25 km/h |
| 381 | 1668 | DELANNOY Michel | M. | V4 | 5 | AC2A | 00:36:22 | 8,25 km/h |
| 382 | 1670 | CHAPUS Fabienne | F. | V1 | 45 | AC2A | 00:36:26 | 8,23 km/h |
| 383 | 1614 | EVESQUE Christine | F. | V3 | 5 | PREPAFORM | 00:37:27 | 8,01 km/h |
| 384 | 1565 | GUERZOU Elisabeth | F. | V1 | 46 | | 00:37:28 | 8,01 km/h |
| 385 | 1571 | GRAUX Frédéric | M. | V2 | 36 | | 00:37:36 | 7,98 km/h |
| 386 | 1426 | FIORENZANO Anaïs | F. | SE | 62 | | 00:37:41 | 7,96 km/h |
| 387 | 1517 | BONNEAU André | M. | V3 | 12 | | 00:37:52 | 7,92 km/h |
| 388 | 1572 | GRAUX Silvana | F. | V2 | 23 | | 00:38:00 | 7,90 km/h |
| 389 | 1830 | PLATHIER Sylvie | F. | V2 | 24 | | 00:38:10 | 7,86 km/h |
| 390 | 1764 | PRADAUD Florence | F. | SE | 63 | AC2A | 00:39:41 | 7,56 km/h |
| 391 | 1704 | PERRIAU Geraldine | F. | V2 | 25 | AC2A | 00:40:36 | 7,39 km/h |
| 392 | 1707 | SAURA Raymond | M. | V3 | 13 | AC2A | 00:40:36 | 7,39 km/h |
| 393 | 1703 | FLANDIN Nadine | F. | V2 | 26 | AC2A | 00:43:29 | 6,90 km/h |
| 394 | 1706 | SAURA Marie Claire | F. | V3 | 6 | AC2A | 00:43:29 | 6,90 km/h |
| 395 | 1806 | COUCHOURON Chloé | F. | ES | 3 | | 00:43:47 | 6,85 km/h |
| 396 | 1613 | BAPTISTE Romy | F. | SE | 64 | PREPAFORM | 00:44:44 | 6,71 km/h |
| 397 | 1742 | FERDINAND Christelle | F. | V1 | 47 | LE POIDS DU PARTAGE | 00:44:46 | 6,70 km/h |
| 398 | 1754 | AMEL Yvette | F. | V4 | 3 | LE POIDS DU PARTAGE | 00:44:58 | 6,67 km/h |
| 399 | 1751 | EYMOND Agnes | F. | V1 | 48 | LE POIDS DU PARTAGE | 00:45:40 | 6,57 km/h |
| 400 | 1756 | FERDINAND Patricia | F. | V1 | 49 | LE POIDS DU PARTAGE | 00:45:40 | 6,57 km/h |
| 401 | 1452 | VERRIER Paulette | F. | V4 | 4 | COURIR À VAUVERT | 00:47:37 | 6,30 km/h |
| 402 | 1758 | PROTIN Michèle | F. | V2 | 27 | HALTO | 00:49:13 | 6,10 km/h |

| Pos | N° | Nom | Sexe | Cat. | Class cat | Club / Team | Temps officiel | Vitesse |
|-----|------|--|------|------|--------------|---------------------|-------------------|-----------|
| 403 | 1850 |  CAUET Agnes | F. | V2 | 28 | SPGV | 00:49:17 | 6,09 km/h |
| 404 | 1851 |  GARZING Sylvie | F. | V2 | 29 | | 00:49:17 | 6,09 km/h |
| 405 | 1741 |  CASAMATTA Estelle | F. | V1 | 50 | LE POIDS DU PARTAGE | 00:50:19 | 5,96 km/h |
| 406 | 1740 |  MARTIN Antoine | M. | V2 | 37 | LE POIDS DU PARTAGE | 00:54:00 | 5,56 km/h |
| 407 | 1750 |  PANET Jean | M. | V3 | 14 | LE POIDS DU PARTAGE | 00:55:15 | 5,43 km/h |
| 408 | 1752 |  HERBE Elisabeth | F. | V1 | 51 | LE POIDS DU PARTAGE | 00:55:28 | 5,41 km/h |
| 409 | 1757 |  AVANCES Francoise | F. | V2 | 30 | HALTO | 00:55:48 | 5,38 km/h |
| 410 | 1748 |  ALAMO Marie Ange | F. | V3 | 7 | LE POIDS DU PARTAGE | 00:59:40 | 5,03 km/h |
| 411 | 1745 |  CONTIERO Annick | F. | V1 | 52 | LE POIDS DU PARTAGE | 00:59:40 | 5,03 km/h |
| 412 | 1743 |  CHAROUSSET Eliane | F. | V3 | 8 | LE POIDS DU PARTAGE | 00:59:40 | 5,03 km/h |
| 413 | 1749 |  LAFONT Marie Paule | F. | V3 | 9 | LE POIDS DU PARTAGE | 00:59:40 | 5,03 km/h |
| 414 | 1747 |  DUMAZERT Jonathan | M. | SE | 59 | LE POIDS DU PARTAGE | 00:59:41 | 5,03 km/h |
| 415 | 1744 |  CHAROUSSET Bernard | M. | V3 | 15 | LE POIDS DU PARTAGE | 01:00:04 | 4,99 km/h |